



City of El Paso Spend Analysis Fiscal Year 2017

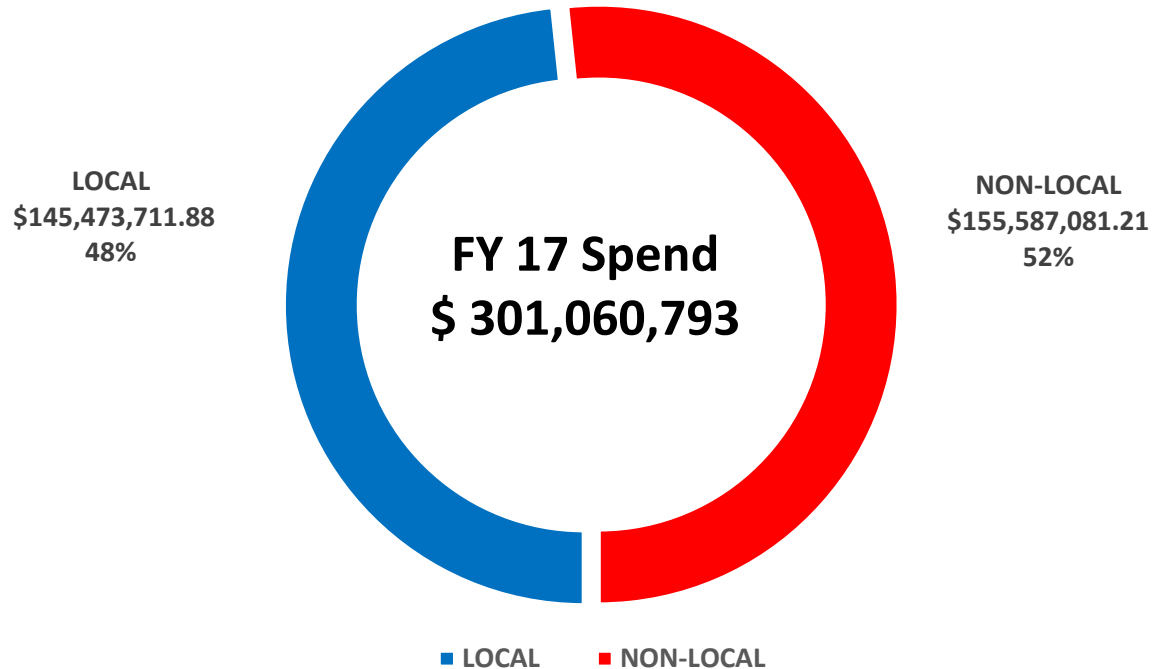
Presented by
Purchasing & Strategic Sourcing Department

"Delivering Outstanding Services"



City of El Paso Spend Analysis Fiscal Year 2017

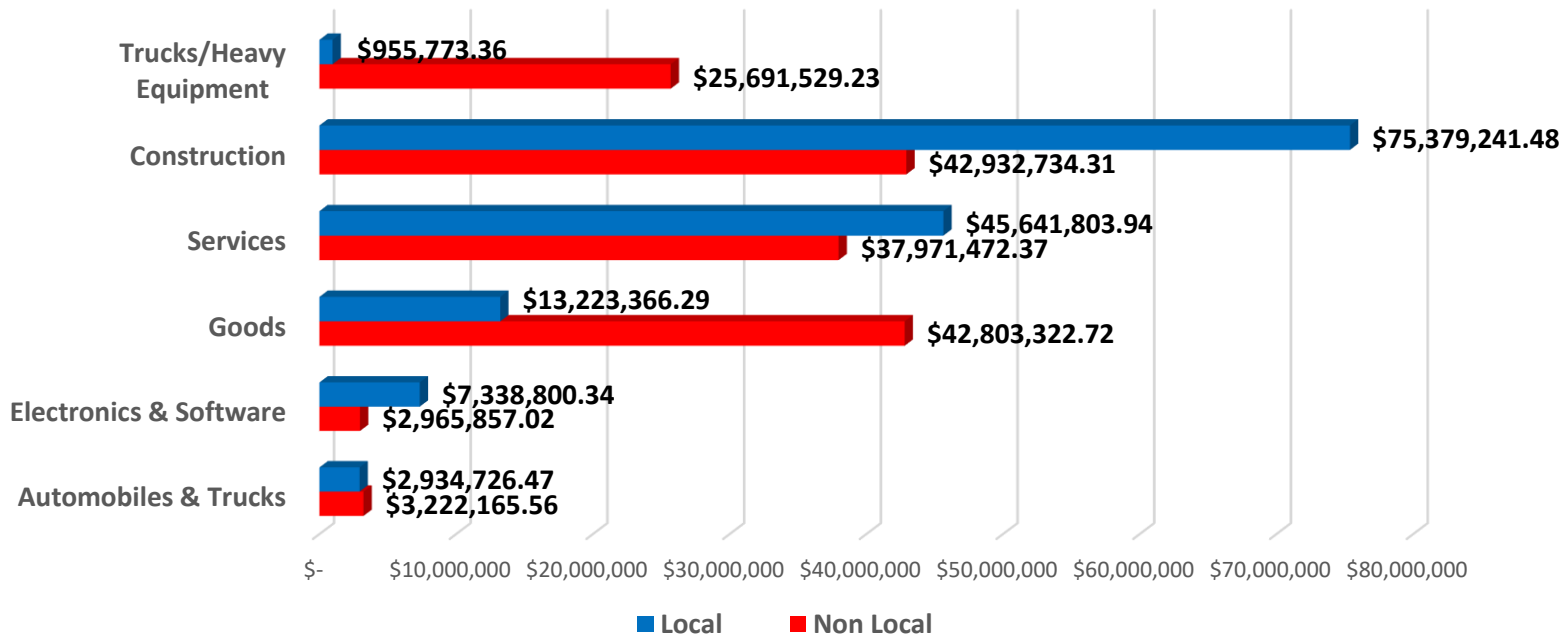
Summary





City of El Paso Spend Analysis Fiscal Year 2017

Commodity Grouping





City of El Paso Spend Analysis Fiscal Year 2017

Commodity Grouping - Local Drivers

Commodity

GOODS

Fuel	\$ 4,241,413.70
Automotive Maintenance Items	\$ 2,085,833.59
Patient Products and Supplies	\$ 313,038.00

ELECTRONICS & SOFTWARE

Data Acquisition System	\$ 407,800.00
Communication Devices and Accessories	\$ 259,382.88

AUTOMOBILES & TRUCKS

Fleet Vehicles	\$ 2,348,984.57
----------------	-----------------

SERVICES

Real Estate Appraisal Services	\$ 3,370,993.17
Economic or Social Council Services	\$ 2,768,974.44
Management Services	\$ 2,558,953.00
Underground Electrical Services	\$ 1,086,999.00

TRUCKS AND HEAVY EQUIPMENT

Gradall - Volvo – Doosan	\$ 138,000.00
--------------------------	---------------



City of El Paso Spend Analysis Fiscal Year 2017

Commodity Grouping – Non Local Drivers

Commodity

AUTOMOBILES & TRUCKS

Police Vehicles	\$ 1,515,674.72
Ford Transit Extended Length- Sun Metro	\$ 1,299,600.84

SERVICES

Transportation Services	\$ 7,655,310.07
Golf Course Fiscal Year Reimbursable Cost	\$ 2,682,439.33
P25 Digital Radio System Maintenance & Support	\$ 1,400,000.00
Service Contract to Transport Prisoners	\$ 1,343,775.73

TRUCKS AND HEAVY EQUIPMENT

XN60 60' Articulated Vehicle	\$19,085,185.92
Autocar ACX64	\$ 2,479,650.00

GOODS

Durapack Python	\$ 2,006,280.00
Desalination Project	\$ 2,000,000.00
Proprietary Bus Parts	\$ 1,200,000.00

ELECTRONICS & SOFTWARE

Accela Maintenance Fees	\$ 475,195.00
55IN Commercial LED LCD Touch Display	\$ 369,740.00
Quantum Secure (QS) Safe for Aviation Software Suite	\$ 243,204.80



City of El Paso Spend Analysis Fiscal Year 2017

Cooperative Contracts - Local Drivers

Commodity

SERVICES

HGVAC Services	\$ 165,500.00
Milestone Camera Upgrade for Various Locations	\$ 125,193.32

GOODS

Vehicle Parts	\$ 983,194.12
Soft Seating AMD Power Tables for Concourse A	\$ 130,589.09
Maintenance, Repair, Operation (MRO) Equipment, Supplies and Materials	\$ 120,340.00

ELECTRONICS & SOFTWARE

Replacement Computers	\$ 810,774.05
CCTV Cameras for Northgate Transfer Center	\$ 421,242.12



City of El Paso Spend Analysis Fiscal Year 2017

Cooperative Contracts – Non Local Drivers

Commodity

AUTOMOBILES & TRUCKS

Animal Services Vehicles \$ 204,260.00

SERVICES

Motorola Solutions \$ 1,400,00.00

Oracle Support Services \$ 434,638.56

TRUCKS AND HEAVY EQUIPMENT

Environmental Services Trucks \$ 4,486,530.00

GOODS

Playground Equipment \$ 2,109,213.53

Supplies for the Fire Department \$ 884,615.00

San Jacinto Lights \$ 182,292.21

Police Body Armor \$ 167,960.00

ELECTRONICS & SOFTWARE

Otto Environmental Systems \$ 792,000.00

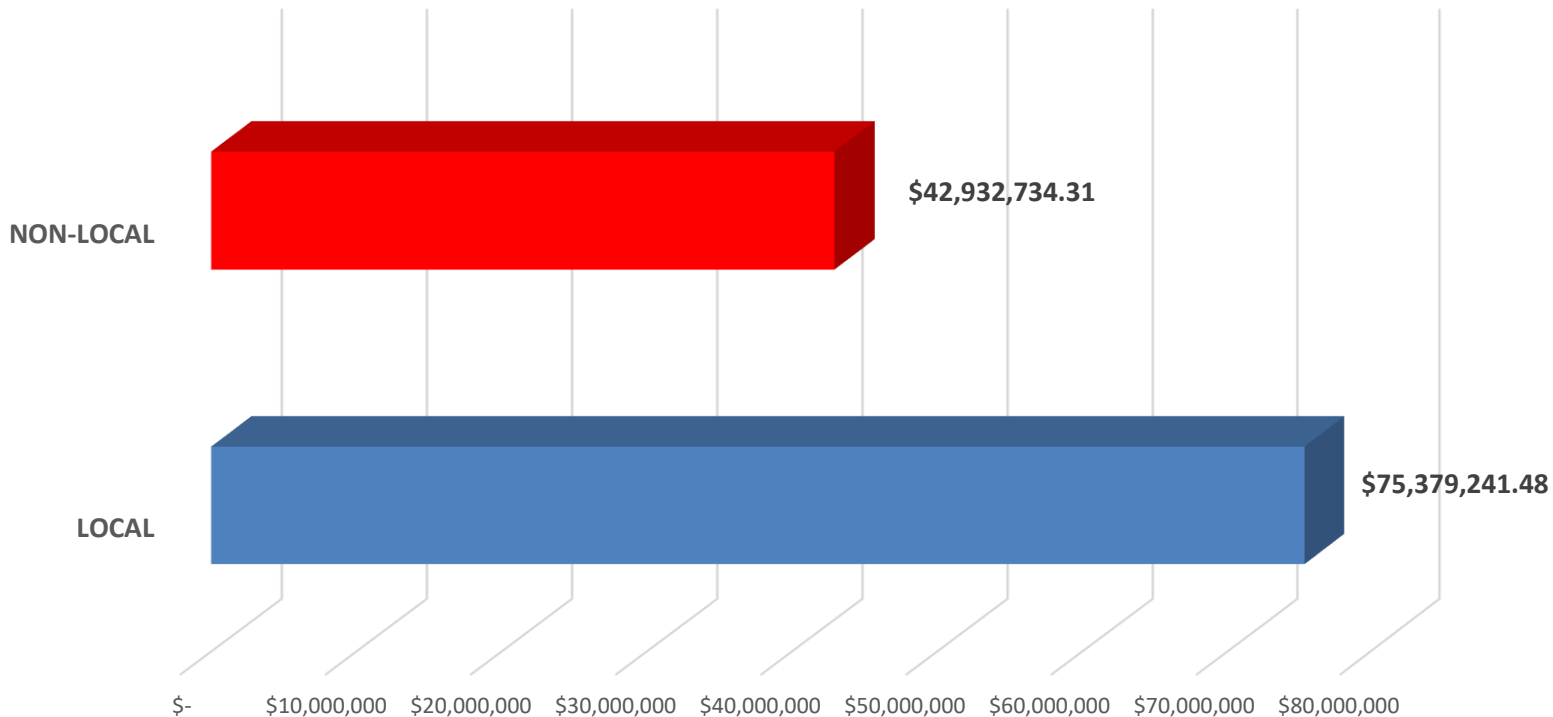
Media Outlet for Breakrooms \$ 410,172.00

Airport Marketing Wall \$ 326,977.82



City of El Paso Spend Analysis Fiscal Year 2017

Engineering Spend Analysis

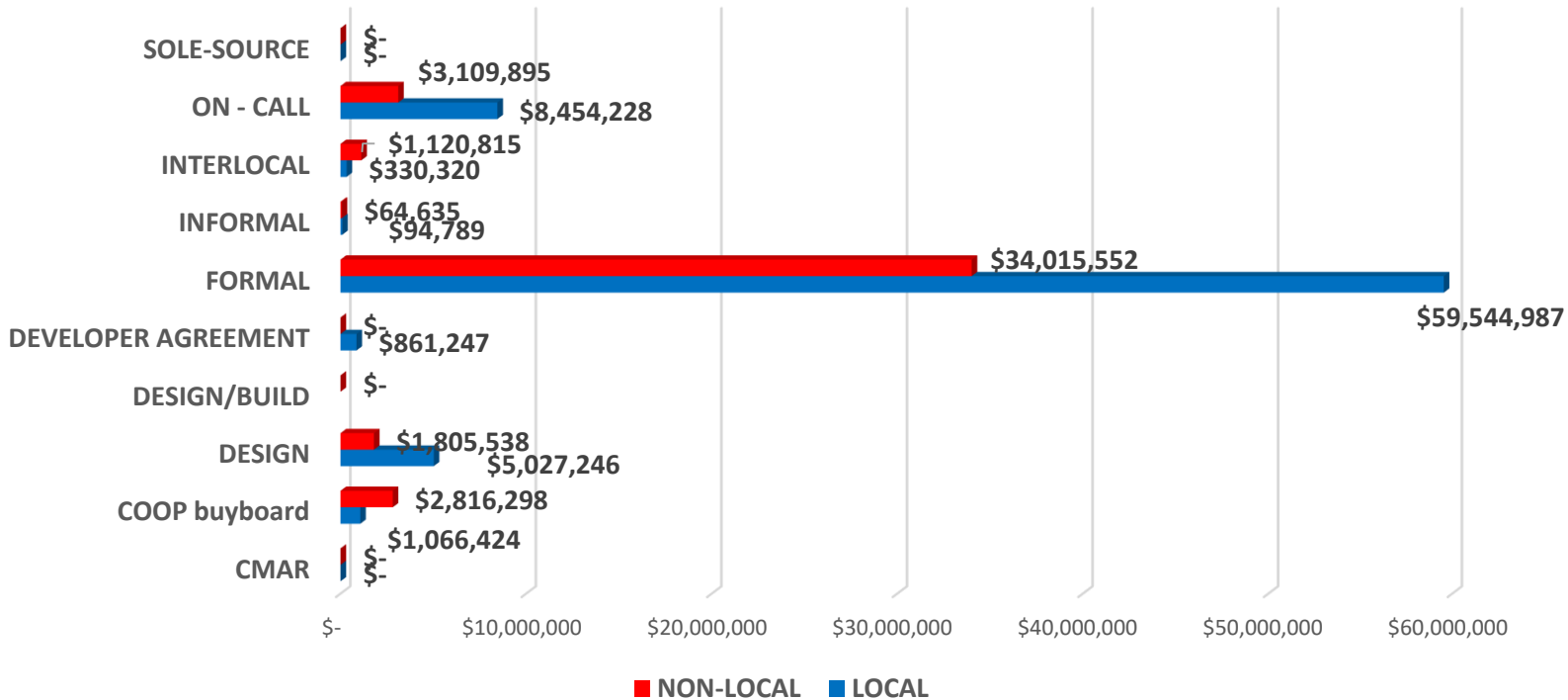


"Delivering Outstanding Services"



City of El Paso Spend Analysis Fiscal Year 2017

Engineering Spend Analysis - Construction and Services





City of El Paso Spend Analysis Fiscal Year 2017

Engineering Commodity Grouping - Local Drivers

COOPERATIVE

Minor Construction at Various City Locations \$ 315,995.67

DESIGN

EPIA Check Baggage Inspection \$ 1,517,869.94

Lomaland Park Recreation Center Project \$ 851,134.00

FORMAL

Dyer Corridor Rapid Transit System \$12,087,564.05

Alameda Corridor Bus RTS Improvements \$11,166,707.50

Northgate Transfer Center & Parking Garage \$10,783,175.99

Street Resurfacing 2013 CIP Funding Year 4 \$ 6,130,375.13

Concourse B Lighting Improvements \$ 2,064,292.50

INTERLOCAL

Electrical Services at Various City Locations \$ 298,420.32

Fire Hydrant Relocation & Water Meter Installation \$ 22,660.92

ON CALL

Design/Construction & Landscaping Services \$ 1,897,208.00

Civil Engineering Services \$ 829,075.73

"Delivering Outstanding Services"



City of El Paso Spend Analysis Fiscal Year 2017

Engineering Commodity Grouping – Non Local Drivers

COOPERATIVE		
	Polly Harris Senior Center and El Paso Airport Maintenance Lounge	\$ 1,624,702.58
DESIGN		
	Professional Real Property Acquisition and Relocation Services for projects	\$ 568,500.00
FORMAL		
	Airport Checked Baggage Inspection System	\$ 21,385,414.00
	Greater El Paso Landfill	\$ 7,791,969.65
	Owner's Representative Service for the Multipurpose Cultural & Performing Arts Center- Phase II to V	\$ 4,764,360.00
INTERLOCAL		
	TxDot Construction projects at various city locations	\$ 904,695.00
ON CALL		
	Design for Montana RTS Stations	\$ 2,474,475.34



City of El Paso Spend Analysis

Fiscal Year 2017

SUPPLIER RANKING BY SPEND

TOP SUPPLIERS FY17			
RANK	SUPPLIER	TOTAL	% OF TOTAL SPEND \$301,060,793
1	NEW FLYER OF AMERICA INC	\$ 22,935,973.45	7.62%
2	MV TRANSPORTATION INC	\$ 8,635,875.11	2.87%
3	SMG	\$ 4,210,669.18	1.40%
4	EL PASO CENTRAL APPRAISAL DISTRICT	\$ 3,370,993.17	1.12%
5	TIBH INDUSTRIES INC	\$ 3,103,564.09	1.03%
6	KEMPER SPORTS MANAGEMENT INC	\$ 2,900,156.33	0.96%
7	CASA FORD INC	\$ 2,829,339.36	0.94%
8	MEDICAL CTR OF THE AMERICAS FOUNDATION	\$ 2,768,974.44	0.92%
9	CHASTANG ENTERPRISES INC	\$ 2,663,311.00	0.88%
10	C&R DISTRIBUTING LLC	\$ 2,592,830.19	0.86%
11	RUIZ PROTECTIVE SERVICE INC	\$ 2,419,893.28	0.80%
12	TIGUA TRANSPORTATION INC	\$ 2,367,064.00	0.79%
13	SIDDONS MARTIN EMERGENCY GROUP LLC	\$ 2,355,848.85	0.78%
14	EL PASO ELECTRIC COMPANY	\$ 2,259,961.05	0.75%
15	CREATIVE BUS SALES INC	\$ 2,141,859.95	0.71%
16	TEXAN WASTE EQUIPMENT INC	\$ 2,133,563.76	0.71%
17	MOTOROLA SOLUTIONS INC	\$ 2,108,214.46	0.70%
18	EWM P1 LLC	\$ 2,000,000.00	0.66%
19	TRANSIT HOLDING INC	\$ 1,507,218.75	0.50%
20	DATAMARK INC	\$ 1,505,484.91	0.50%



City of El Paso Spend Analysis Fiscal Year 2017

Additional Purchasing Initiatives

Outreach and Technical Assistance

- **Cooperative Purchasing Expo-** *Develop business to business relationships and how to join a Cooperative Purchasing Program to be a regional and national vendor*
- **Winning Wednesday-** *The City of El Paso's Purchasing and Strategic Sourcing Department, in conjunction with the El Paso Hispanic Chamber of Commerce, hosts series of "Winning Wednesdays" training sessions that emphasize the importance of understanding and submitting a winning bid.*



Purchasing Programs

- **Minority/Woman Owned Business**
- **Historical Under Utilized Business Program**
- **Hire El Paso First – Local Bidding Preference**