



City of El Paso Spend Analysis Fiscal Year 2014

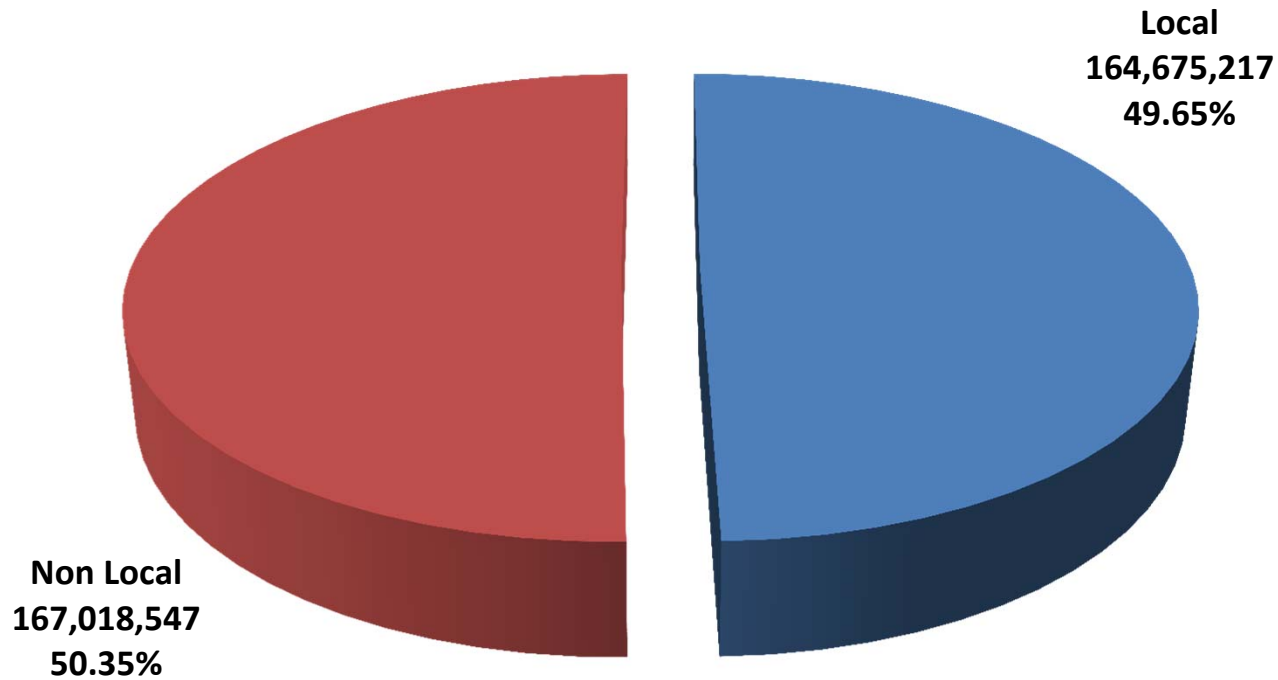


Purchasing & Strategic Sourcing Department



City of El Paso Spend Analysis

Fiscal Year 2014

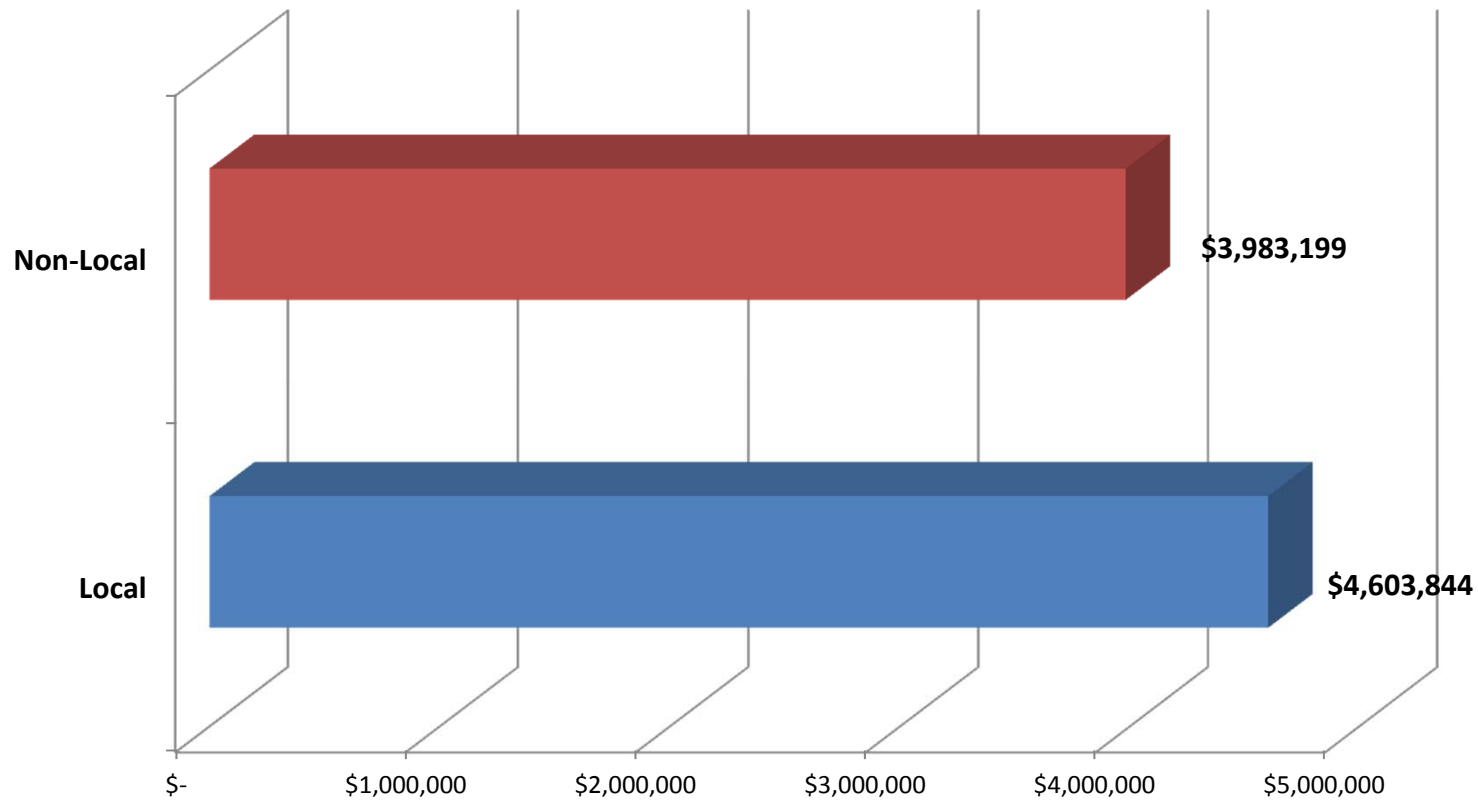


Total Spend \$331,693,764



Cooperative Contracts Spend Analysis

Fiscal Year 2014





Commodity Grouping Spend Analysis

Fiscal Year 2014 Non Local Drivers

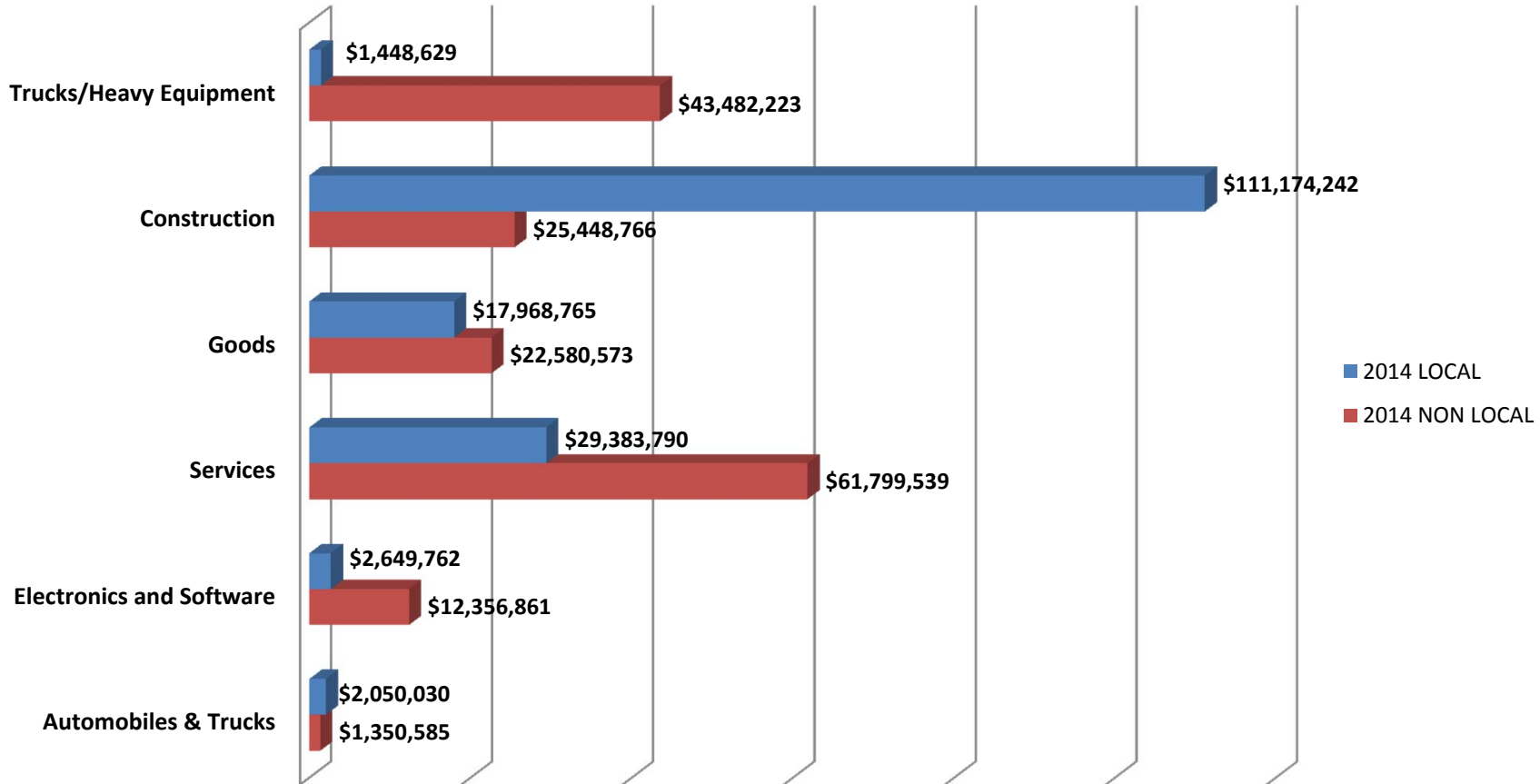
The 2014 spend drivers were associated with strategic projects or purchases. Such items were purchased directly from the manufacturers and are not available from local businesses.

<u>Commodity</u>	<u>Amount</u>
GOODS	
Street Light Upgrades	\$7,500,00
ELECTRONICS & SOFTWARE	
Municipal Court Software	\$2,231,175
SERVICES	
Insurance and Benefits	\$6,911,610
Liquefied Natural Gas	\$6,786,515
Management Services	\$4,239,106
TRUCKS AND HEAVY EQUIPMENT	
Busses and Maintenance	\$27,182,931
Fire or Rescue Trucks	\$7,394,216
Solid Waste Autocars	\$2,113,954



Commodity Grouping Spend Analysis

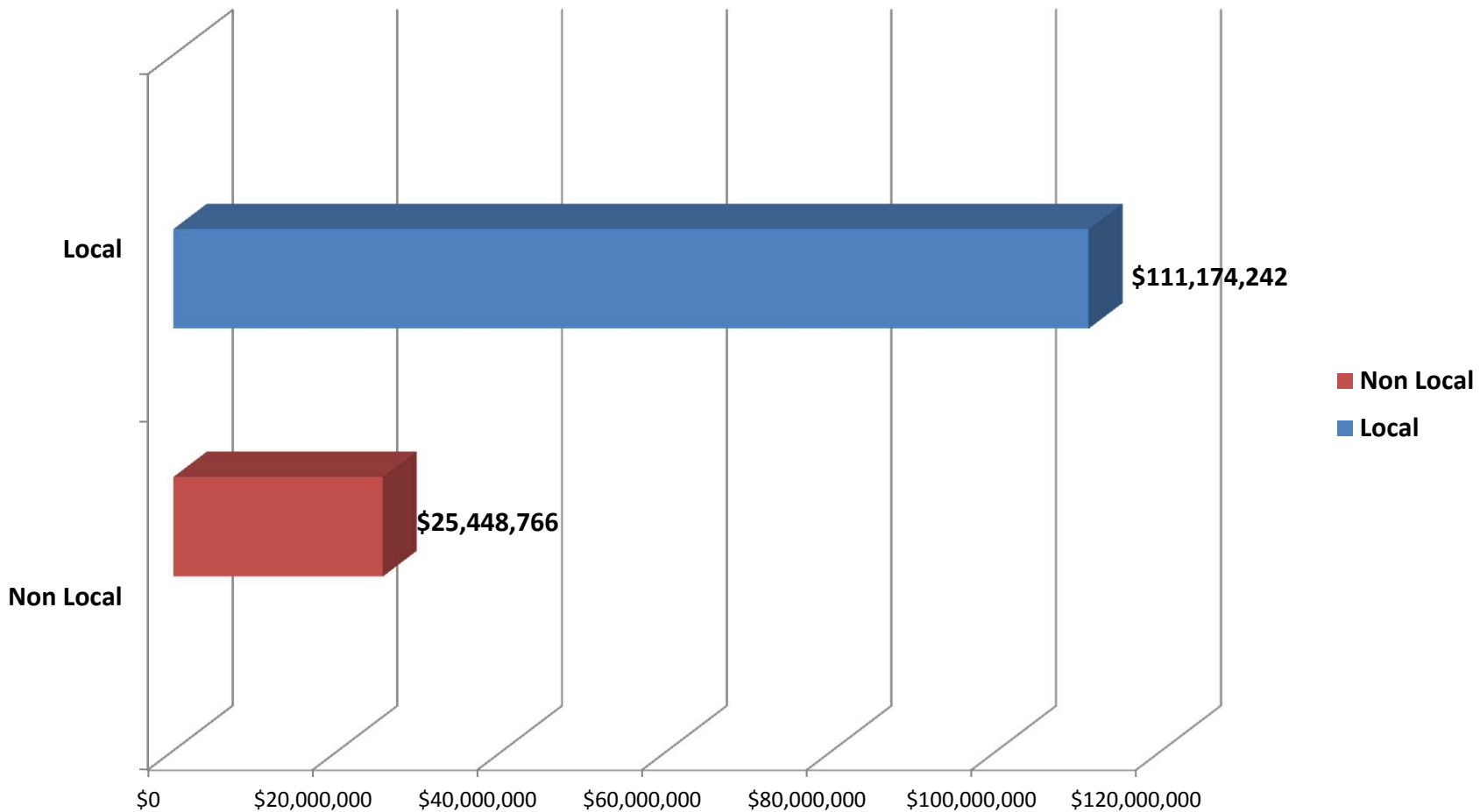
Fiscal Year 2014





Engineering Spend Analysis

Fiscal Year 2014

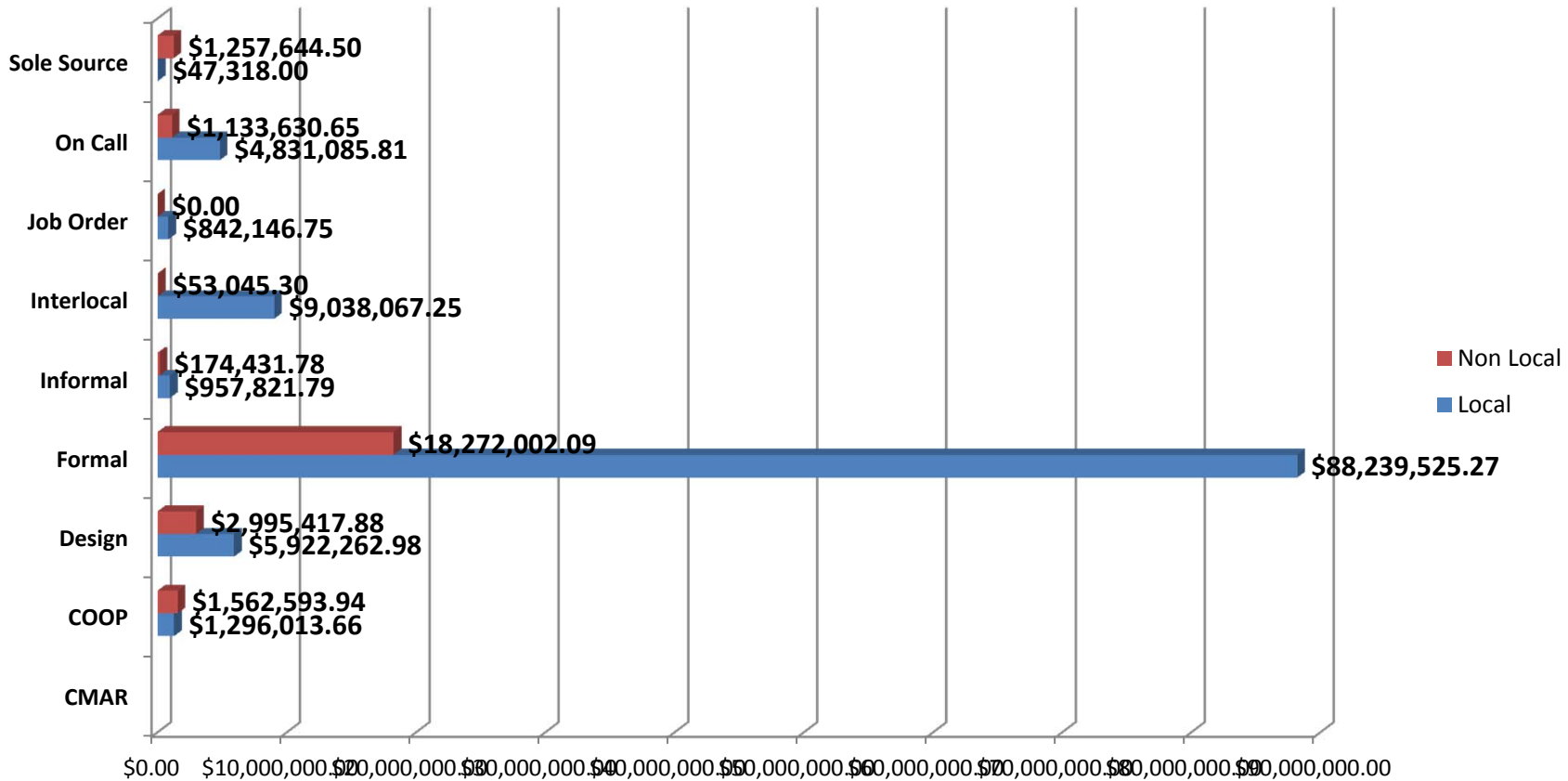




Engineering Spend Analysis

Fiscal Year 2014

Construction and Services





Top 20 Suppliers

Fiscal Year 2014

NUMBER	Supplier	Spend	% of Total Spend \$331,693,764
1	ARROW BUILDING CORP	\$ 37,381,960	11.27%
2	NEW FLYER OF AMERICA INC	\$ 23,261,721	7.01%
3	JAR CONSTRUCTION	\$ 22,666,045	6.83%
4	SUNDT CONSTRUCTION INC	\$ 15,090,653	4.55%
5	JOHNSON CONTROLS INC	\$ 9,573,810	2.89%
6	TEXAS DEPT OF TRANSPORTATION	\$ 8,953,976	2.70%
7	SIDDONS MARTIN EMERGENCY GROUP LLC	\$ 8,886,312	2.68%
8	MV TRANSPORTATION	\$ 6,958,632	2.10%
9	MEDCO HEALTH SOLUTIONS INC	\$ 6,062,000	1.83%
10	CLEAN ENERGY FUELS	\$ 5,440,910	1.64%
11	NATIONAL BUS SALES & LEASING INC	\$ 5,433,509	1.64%
12	BASIC IDIQ	\$ 5,431,364	1.64%
13	TRI-STATE ELECTRIC LTD	\$ 4,798,797	1.45%
14	C&R DISTRIBUTING INC	\$ 4,422,474	1.33%
15	FT JAMES CONSTRUCTION INC	\$ 4,391,660	1.32%
16	TIGUA TRANSPORTATION INC	\$ 3,674,000	1.11%
17	ECM INTERNATIONAL INC	\$ 3,347,717	1.01%
18	KEMPER SPORTS MANAGEMENT INC	\$ 2,915,052	0.88%
19	MARTINEZ BROS CONTRACTORS LLC	\$ 2,324,202	0.70%
20	URBAN ASSOCIATES INC	\$ 2,171,652	0.65%