



2017 GOAL TEAM REPORT

April 4, 2017

GOAL 2

Set the Standard for a Safe and Secure City

Goal 2 Team



- Fire
- Municipal Clerk & Municipal Court
- Planning Inspections
- Police

Current Key Results: Municipal Court

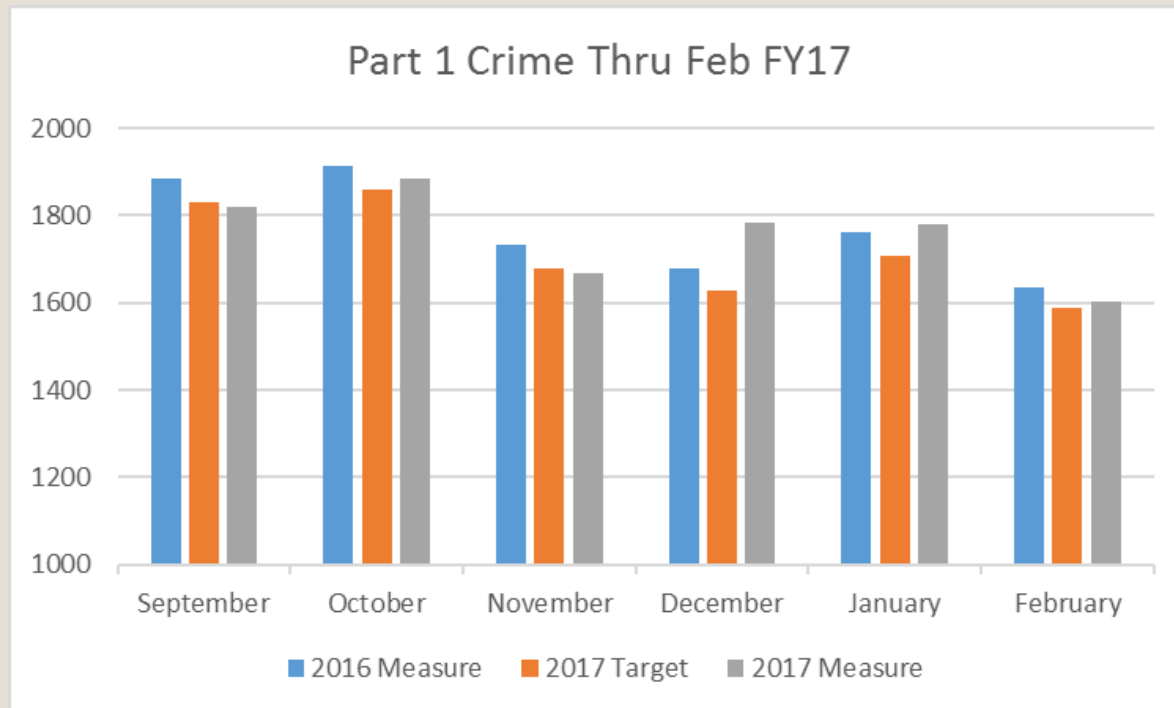
- Municipal Court implemented a video arraignment system between the El Paso Detention Facility and the Court
 - installed LanguageLine (on demand phone interpreter service for jail arraignments)



Current Key Results: Police

- **Reduced YTD Part 1 crime rate average by -0.63% from previous year (Target -3%)**

Part 1 Offenses: Homicide, Rape, Robbery, Assault, Burglary, Larceny Theft, Motor Vehicle Theft



Current Key Results: Police



- Continued Net 30 Growth
120th Police Academy Class

Start: 4/25/16

End: 11/27/16

31 officers graduated

- **121st Police Academy Class**

Start: 6/20/16


End: 1/22/17

50 officers graduated

- **122nd Police Academy Class**

Expected start: July 2017

Combined class of 100



Current Key Results: Fire

- Improve Emergency Response Operations through technology
 - October 31 implemented a new electronic Patient Care Report or ePCR
- Improve Fire Prevention and Education
 - Smoke Alarm installations on Martin Luther King Day Partnered with American Red Cross




Goal 2- Key Performance Indicators

Key Performance Indicator	FY2015 Actual	FY2016 Actual	FY2017 Thru Q2	Annual Target
Reduce # of fire deaths	4	11	4	0
% of fire and medical emergency calls with total response time of 8:30	78.28%	80.35%	90.82%	90%
911 calls answered within 15 seconds	92.60%	89.60%	90.29%	95%



Goal 2- Key Performance Indicators

Key Performance Indicator	FY2015 Actual	FY2016 Actual	FY2017 Thru Q2	Annual Target
Reduce Part 1 Offense crime rate 	22,488 (-10.58%)	21,380 (-4.93%) FY16 Thru Q2 10,608	10,541 (-0.63%)	20,739 3% decrease from previous year
Response time for priority 1,2, & 3 calls within 21 minutes	72.22%	67.27% FY16 Thru Dec 64.30%	FY17 Thru Dec 64.67%	90%
Reduce # of traffic deaths	60	66 FY16 Thru Q2 33	28	<60

FY17 Key Deliverables

Strategy	Key Deliverable	Update
<p>Maintain standing as one of the nation's top safest cities</p>	<p>Maintain at least 90% of survey respondents who report feeling safe in El Paso.</p>	<p>FY17 thru Q2 average of 85.56% who agree or strongly agree to feeling safe in El Paso</p>
<p>Strengthen community involvement in resident safety</p>	<p>Provide community safety awareness initiatives (Target 400 annually).</p>	<p>FY17 thru Q2: 273</p>






FY17 Key Deliverables



Strategy	Key Deliverable	Update
Increase public safety operational efficiency	<p>Priority 1, 2, 3 within 21 minutes (90%)</p> <p>Revise call priorities and call management plan</p>	<p>64.67% *FY17 Thru Dec</p> <p>Eff. Jan 2017</p> <p>75% completion</p>
Improve motorist safety	<p>Reduce number of traffic deaths. (Target under 60 deaths per year.)</p>	<p>28 FY17 thru Q2</p>



FY17 Key Deliverables


Strategy	Key Deliverable	Update
<p>Enforce Municipal Court orders</p> 	<ul style="list-style-type: none"> • Increase ease of compliance with court orders through new online options for payment plans and driver's safety courses 	<ul style="list-style-type: none"> • FY 17 thru Q2 – 60 %
	<ul style="list-style-type: none"> • Implement Court's new case management software, Full Court Enterprise, to include conversion of document images 	<ul style="list-style-type: none"> • FY 17 thru Q2 – 75 %
<p>Maximize Municipal Court efficiency and enhance customer experience</p>	<ul style="list-style-type: none"> • Implement transfer of E-warrants to El Paso County Detention Facilities to speed booking process 	<ul style="list-style-type: none"> • FY 17 thru Q2 – 50%
	<ul style="list-style-type: none"> • Expand video arraignment to El Paso County Detention Facility and Court 	<ul style="list-style-type: none"> • FY 17 thru Q2 - 100% <p>*Language line which is an on demand interpretation system was also installed</p>

FY17 Key Deliverables

Strategy	Key Deliverable	Update
<p>Strengthen community involvement in resident safety</p> 	<ul style="list-style-type: none"> • Improve neighborhood preparedness and resilience 	<ul style="list-style-type: none"> • 50% Contacted about NERP
<p>Take proactive approaches to prevent fire/medical incidents and lower regional risk</p> 	<ul style="list-style-type: none"> • % of cardiac arrest patients where compression CPR was initiated prior to arrival (Target 40%) • # of Smoke Alarms Installed (Target 1000 annually) 	<ul style="list-style-type: none"> • 32.91% • 703 <p><i>70% of target</i></p>



FY17 Key Deliverables

Strategy	Key Deliverable	Update
<p>Take proactive approaches to prevent fire/medical incidents and lower regional risk</p> 	<ul style="list-style-type: none"> • Deliver CPR training to 2,200 individuals within our community 	<ul style="list-style-type: none"> • 1,457 <p><i>66% of the Target</i></p>
	<ul style="list-style-type: none"> • 2,650 Immunizations and Health Screenings provided via Community Health and Safety Initiative 	<ul style="list-style-type: none"> • 2,160 <p><i>81.5% of the Target</i></p>



FY17 Key Deliverables

Strategy	Key Deliverable	Update
Promote building safety	<ul style="list-style-type: none">Commercial Businesses Inspected/Code Enforcement	<ul style="list-style-type: none">43%
	<ul style="list-style-type: none">Commercial properties secured or demolished	<ul style="list-style-type: none">188
	<ul style="list-style-type: none">Residential properties secured or demolished	<ul style="list-style-type: none">204



Key Opportunities/Challenges

- PD- The Department continues to evolve in order to cope with the increasing demands of an ever-growing population
 - Part 1 Crime, 3% reduction
 - Continue net 30 growth
 - Decrease traffic fatalities to <60



Key Opportunities/Challenges



- Expand programs to enhance the health and safety of the Community and EPFD members
- Continue to address our vehicle replacement plan



Questions?

