

CITY OF EL PASO
Office of the Comptroller
Quarterly Investment Report



Fiscal Year 2023 – 4th Quarter
August 31, 2023

The City of El Paso Texas
Table of Contents

Investment Report for FY 2023 4th Quarter Ending August 31, 2023

	Page
Summary	
Management Letter	1
Investment Position and Yield Summary	3
Quarter Changes in Security Type Balances	4
Analysis	
Portfolio Composition Review	5
Yield Analysis for Quarter	6
Reports	
Portfolio Holdings	7
Transactions	11



Office of the Comptroller

MAYOR
Oscar Leoser

To: Mr. Cary Westin, Interim City Manager
From: Investment Committee Members
Date: September 20, 2023
Subject: Fourth Quarter Investment Report for period ending August 31, 2023

CITY COUNCIL

District 1
Brian Kennedy

Submitted for your review and acceptance is the City’s Investment Report. The Investment Officers have conformed to all state laws and statutes that govern the investment of public funds including, but not limited to, the Public Funds Investment Act, Chapter 2256, Government Code, the City’s Investment Policy and adopted investment strategies. All funds were invested to meet cash flow requirements for operations, capital projects, and debt service payments.

District 2
Alexandra Anello

District 3
Cassandra Hernandez

District 4
Joe Molinar

In fiscal year 2024, the Investment Committee will continue the oversight of the City’s investments and maintain a proactive role to promote an active trading position of excess funds as allowed by the Investment Policy. In adherence with the Investment Policy, the Investment Officers’ primary goal will continue to be the preservation and security of principal while returns remain commensurate with the City’s Investment Policy constraints.

District 5
Isabel Salcido

District 6
Art Fierro

District 7
Henry Rivera


The face value of the portfolio at August 31, 2023, was approximately \$1.141 billion as compared to \$1.261 billion at May 31, 2023. The investment earnings for the quarter were \$9,103,893 and \$28,600,140 for the fiscal year.

District 8
Chris Canales

**INTERIM
CITY MANAGER**
Cary Westin

Margarita M. Marin – Comptroller
Office of the Comptroller | 300 N. Campbell | El Paso, TX 79901
(915) 212-1174 | MunozMM@elpasotexas.gov





Office of the Comptroller


Investment Committee Members:



Robert Cortinas, Chief Financial Officer



Margarita M. Marin, Comptroller



Edmundo S. Calderon, Chief Internal Auditor



Katherine N. Cote, Director Office of Management and Budget



Luis Mier, Treasury Services Coordinator

Investment Position and Yield Summary

The following is a summary comparison of selected information for the last two quarters

	August 31, 2023	May 31, 2023
Par value invested	\$ 1,140,964,756	\$ 1,261,263,626
Portfolio book value	\$ 1,132,516,170	\$ 1,254,492,673
Portfolio market value	\$ 1,106,353,904	\$ 1,227,305,676
Weighted average maturity	433	404

The yield on portfolio investments and market securities is shown as follows:

	August 31, 2023	May 31, 2023
Yield Pools	5.332%	5.110%
Yield Money Market	5.250%	5.000%
Yield Fixed Term Securities	2.479%	2.187%
City's Average Portfolio Yield	2.681%	2.727%

Quarter Changes in Security Type Balances

Below is a comparison of selected balances and investments:

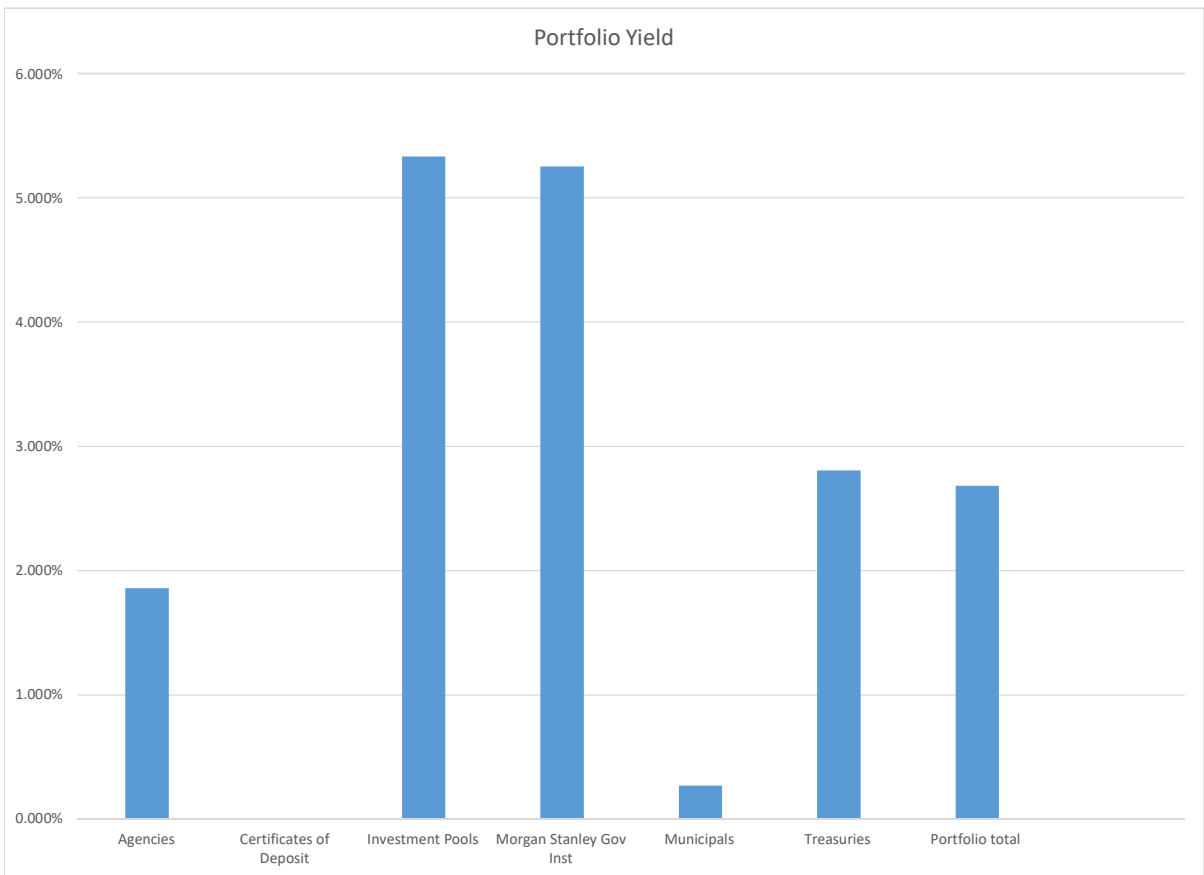
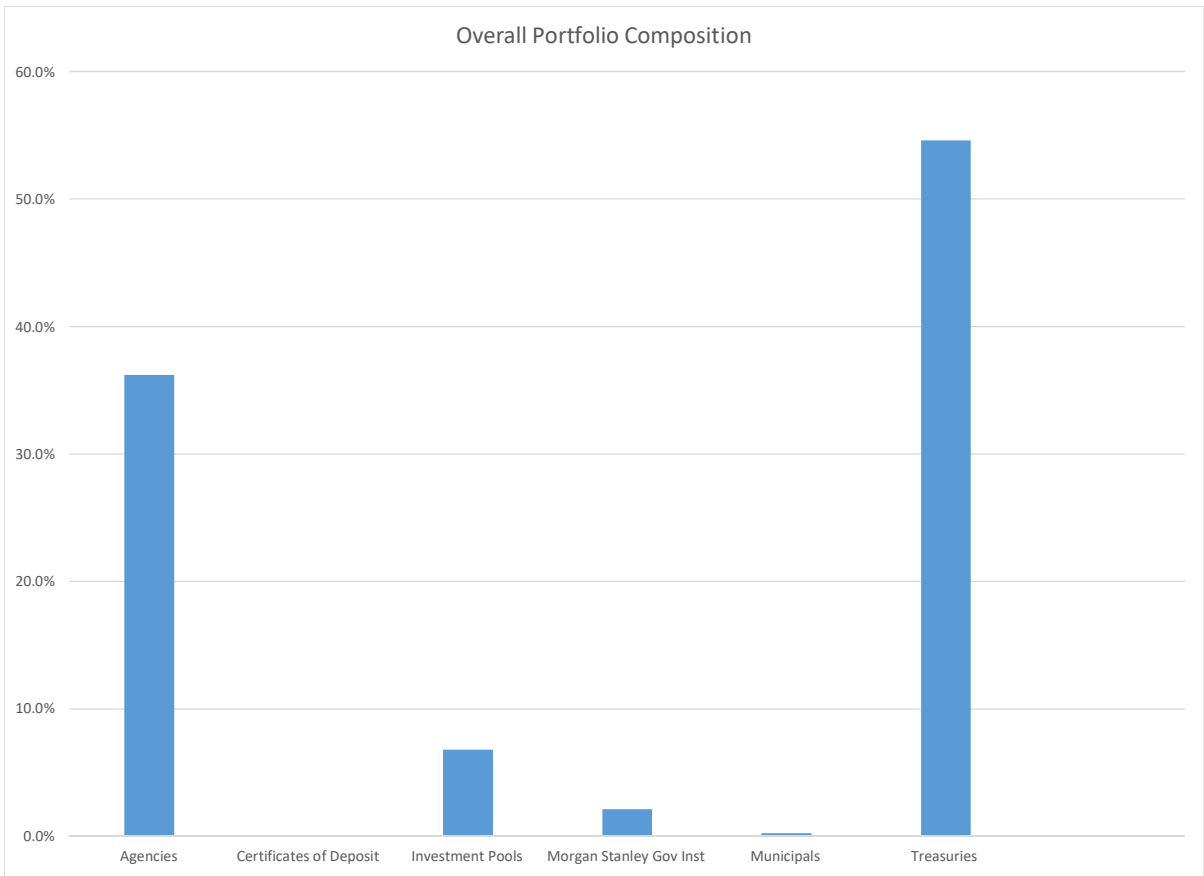
	August 31, 2023	May 31, 2023	Increase (Decrease)
TexPool	\$ 27,306,499	\$ 26,954,266	352,233
TexSTAR	25,413,520	60,956,091	(35,542,571)
TexasDAILY	24,929,594	61,472,223	(36,542,629)
Money Market	24,465,143	41,746,046	(17,280,903)
Municipals	3,000,000	3,000,000	-
Agencies	412,850,000	454,135,000	(41,285,000)
Treasuries	623,000,000	613,000,000	10,000,000
	\$ 1,140,964,756	\$ 1,261,263,626	\$ (120,298,870)

FY Changes in Yield, Activity & Interest Earned Balances

	4th Qtr. FY 2023	4th Qtr. FY 2022	Increase (Decrease)
Interest Earnings	\$ 9,103,893	\$ 2,955,870	\$ 6,148,023
Portfolio Ending Balance (FMV)	\$ 1,106,353,904	\$ 1,050,922,369	55,431,535
Yield to Maturity	2.681%	1.267%	1.414%
Purchases/Deposits	\$ 503,400,000	\$ 543,900,000	(40,500,000)
Maturities/Withdrawals	\$ 625,885,000	\$ 612,185,000	13,700,000

Portfolio Composition Review as of August 31, 2023

	<u>Face Amount</u>	<u>Yield</u>	<u>Weighted Maturity (days)</u>	<u>% Portfolio</u>
Pools				
TexSTAR	\$ 25,413,520	5.319%	1	2.2%
TexasDAILY	24,929,594	5.350%	1	2.2%
TexPool	27,306,499	5.327%	1	2.4%
Investment Pools	<u>77,649,613</u>	5.332%		<u>6.8%</u>
Money Market Funds				
Morgan Stanley Gov Inst	<u>24,465,143</u>	5.250%	1	<u>2.1%</u>
Securities				
Agencies	412,850,000	1.858%	381	36.2%
Municipals	3,000,000	0.270%	183	0.3%
Treasuries	623,000,000	2.807%	540	54.6%
Securities	<u>1,038,850,000</u>			<u>91.1%</u>
Portfolio total	<u>\$ 1,140,964,756</u>	2.681%	433	<u>100.0%</u>



**City of El Paso
Schedule of Portfolio Holdings
As of 8/31/2023**

Issuer/CUSIP	Settlement Date	Face Amount	Cost	Book Value	Market Value	Coupon Rate	YTM	Maturity Date	Days to Maturity
Local Government Investment Pool									
TexasDAILY		24,929,593.50	24,929,593.50	24,929,593.50	24,929,593.50	5.350	5.350	N/A	1
TexPool		27,306,498.58	27,306,498.58	27,306,498.58	27,306,498.58	5.327	5.327	N/A	1
TexSTAR		25,413,520.30	25,413,520.30	25,413,520.30	25,413,520.30	5.319	5.319	N/A	1
Subtotal, Average		77,649,612.38	77,649,612.38	77,649,612.38	77,649,612.38	5.332	5.332		1
Local Government Investment Pool									
Money Market									
Morgan Stanley Gov Inst 8302		24,465,143.47	24,465,143.47	24,465,143.47	24,465,143.47	5.250	5.250	N/A	1
Subtotal, Average		24,465,143.47	24,465,143.47	24,465,143.47	24,465,143.47	5.250	5.250		1
Money Market									
Municipal Securities									
State of Maryland / 574193UG1	3/10/2021	3,000,000.00	3,000,000.00	3,000,000.00	2,926,245.00	0.270	0.270	3/1/2024	183
Subtotal, Average		3,000,000.00	3,000,000.00	3,000,000.00	2,926,245.00	0.270	0.270		183
Municipal Securities									
US Agencies & Instrumentalities									
Farmer Mac / 31422XMV1	10/4/2021	10,000,000.00	10,000,000.00	10,000,000.00	9,480,290.00	0.500	0.500	10/4/2024	400
Farmer Mac / 31422XPP1	11/2/2021	15,000,000.00	15,000,000.00	15,000,000.00	14,871,735.00	0.550	0.550	11/2/2023	63
Federal Farm Credit Bank / 3133EM6N7	10/5/2021	10,000,000.00	9,982,256.95	9,999,336.48	9,962,310.00	0.170	0.260	9/27/2023	27
Federal Farm Credit Bank / 3133EMPB2	2/3/2021	10,000,000.00	9,997,000.00	9,999,808.57	9,905,720.00	0.170	0.181	11/3/2023	64
Federal Farm Credit Bank / 3133EMQM7	2/16/2021	5,000,000.00	4,996,500.00	4,999,459.82	4,878,940.00	0.200	0.223	2/16/2024	169
Federal Farm Credit Bank / 3133ENCVO	11/2/2021	10,000,000.00	10,000,000.00	10,000,000.00	9,681,040.00	0.670	0.670	5/2/2024	245
Federal Farm Credit Bank / 3133ENKS8	3/28/2023	5,000,000.00	4,738,033.65	4,800,905.57	4,732,330.00	1.125	4.224	1/6/2025	494
Federal Farm Credit Bank / 3133ENTK6	4/5/2022	20,000,000.00	19,914,000.00	19,954,401.10	19,244,000.00	2.510	2.661	4/1/2025	579
Federal Farm Credit Bank / 3133ENZ94	11/18/2022	5,000,000.00	4,989,160.40	4,993,401.34	4,959,805.00	4.500	4.615	11/18/2024	445
Federal Home Loan Bank / 3130A3DLS	10/26/2020	5,000,000.00	5,303,446.27	5,002,318.60	4,997,655.00	2.375	0.249	9/8/2023	8
Federal Home Loan Bank / 3130AKKPO	1/11/2021	3,410,000.00	3,405,055.50	3,409,480.25	3,354,137.38	0.190	0.239	12/22/2023	113
Federal Home Loan Bank / 3130ALD92	3/15/2021	5,000,000.00	5,000,000.00	5,000,000.00	4,860,910.00	0.250	0.250	3/15/2024	197
Federal Home Loan Bank / 3130ALD92	3/15/2021	5,000,000.00	4,997,000.00	4,999,460.77	4,860,910.00	0.250	0.270	3/15/2024	197
Federal Home Loan Bank / 3130ALH98	2/26/2021	5,000,000.00	5,000,000.00	5,000,000.00	4,873,570.00	0.250	0.250	2/26/2024	179
Federal Home Loan Bank / 3130ALJ70	3/12/2021	5,000,000.00	5,000,000.00	5,000,000.00	4,866,915.00	0.400	0.400	3/12/2024	194

Issuer/CUSIP	Settlement Date	Face Amount	Cost	Book Value	Market Value	Coupon Rate	YTM	Maturity Date	Days to Maturity
Federal Home Loan Bank / 3130ALXQ2	4/29/2021	10,000,000.00	10,000,000.00	10,000,000.00	9,674,110.00	0.500	0.500	4/29/2024	242
Federal Home Loan Bank / 3130AM5C2	5/6/2021	8,000,000.00	8,000,000.00	8,000,000.00	7,727,504.00	0.420	0.420	5/6/2024	249
Federal Home Loan Bank / 3130AN2W9	7/22/2021	10,000,000.00	10,000,000.00	10,000,000.00	9,572,660.00	0.550	0.550	7/22/2024	326
Federal Home Loan Bank / 3130AN3E8	7/12/2021	10,000,000.00	10,000,000.00	10,000,000.00	9,581,740.00	0.520	0.520	7/12/2024	316
Federal Home Loan Bank / 3130ANUH1	9/27/2021	10,000,000.00	10,000,000.00	10,000,000.00	9,493,350.00	0.550	0.550	9/27/2024	393
Federal Home Loan Bank / 3130APA62	10/15/2021	10,000,000.00	10,000,000.00	10,000,000.00	9,473,660.00	0.550	0.550	10/15/2024	411
Federal Home Loan Bank / 3130APAA3	10/21/2021	10,000,000.00	10,000,000.00	10,000,000.00	9,467,580.00	0.555	0.555	10/21/2024	417
Federal Home Loan Bank / 3130APDA0	10/25/2021	10,000,000.00	10,000,000.00	10,000,000.00	9,473,610.00	0.650	0.650	10/25/2024	421
Federal Home Loan Bank / 3130APKF1	11/8/2021	10,000,000.00	10,000,000.00	10,000,000.00	9,462,050.00	0.750	0.750	11/8/2024	435
Federal Home Loan Bank / 3130APM77	11/24/2021	5,500,000.00	5,497,250.00	5,499,679.79	5,434,709.50	0.500	0.525	11/24/2023	85
Federal Home Loan Bank / 3130APNE1	11/18/2021	10,000,000.00	10,000,000.00	10,000,000.00	9,468,400.00	0.900	0.900	11/18/2024	445
Federal Home Loan Bank / 3130APVH5	11/30/2021	20,000,000.00	20,000,000.00	20,000,000.00	18,946,240.00	1.000	1.000	11/25/2024	452
Federal Home Loan Bank / 3130APX67	12/6/2021	7,940,000.00	7,940,000.00	7,940,000.00	7,527,842.54	1.150	1.150	12/6/2024	463
Federal Home Loan Bank / 3130AQ5X7	12/30/2021	10,000,000.00	10,000,000.00	10,000,000.00	9,459,990.00	1.150	1.150	12/30/2024	487
Federal Home Loan Bank / 3130AQ6J7	12/27/2021	10,000,000.00	10,000,000.00	10,000,000.00	9,465,540.00	1.170	1.170	12/27/2024	484
Federal Home Loan Bank / 3130AQAK9	12/30/2021	3,000,000.00	3,000,000.00	3,000,000.00	2,844,378.00	1.250	1.250	12/20/2024	477
Federal Home Loan Bank / 3130AQJ79	1/28/2022	10,000,000.00	10,000,000.00	10,000,000.00	9,435,400.00	1.250	1.250	1/28/2025	516
Federal Home Loan Bank / 3130AQL92	1/28/2022	10,000,000.00	10,000,000.00	10,000,000.00	9,450,080.00	1.360	1.360	1/28/2025	516
Federal Home Loan Bank / 3130AQS4	2/25/2022	10,000,000.00	10,000,000.00	10,000,000.00	9,461,880.00	1.625	1.625	2/25/2025	544
Federal Home Loan Bank / 3130AQT78	2/28/2022	10,000,000.00	10,000,000.00	10,000,000.00	9,477,250.00	1.750	1.750	2/28/2025	547
Federal Home Loan Bank / 3130ATUC9	1/24/2023	10,000,000.00	10,137,600.30	10,108,982.57	9,952,640.00	4.500	3.986	12/12/2025	834
Federal Home Loan Bank / 3130ATWD5	11/18/2022	5,000,000.00	4,991,633.30	4,998,243.46	4,990,875.00	4.625	4.799	11/15/2023	76
Federal Home Loan Bank / 3130AU2Q6	12/19/2022	20,000,000.00	20,000,000.00	20,000,000.00	19,969,340.00	5.000	5.000	12/19/2023	110
Federal Home Loan Bank / 3130AUT95	3/28/2023	10,000,000.00	10,020,080.20	10,015,459.98	9,882,940.00	4.300	4.184	2/3/2025	522
Federal Home Loan Bank / 3130AUU36	3/28/2023	30,000,000.00	30,090,695.70	30,077,607.33	29,470,260.00	4.125	4.012	3/13/2026	925
Federal Home Loan Bank / 313384PM5	6/27/2023	25,000,000.00	24,479,875.00	24,711,437.50	24,714,725.00		5.312	11/20/2023	81
Subtotal, Average		412,850,000.00	412,479,587.27	412,509,983.13	399,409,021.42	1.534	1.858		381
US Agencies & Instrumentalities									

Issuer/CUSIP	Settlement Date	Face Amount	Cost	Book Value	Market Value	Coupon Rate	YTM	Maturity Date	Days to Maturity
US Treasury / 912797GU5	6/27/2023	25,000,000.00	24,677,708.33	24,907,916.64	24,908,450.00		5.253	9/26/2023	26
US Treasury / 912797HC4	6/27/2023	25,000,000.00	24,572,756.95	24,806,125.03	24,805,950.00		5.348	10/24/2023	54
US Treasury / 912828T91	9/23/2021	20,000,000.00	20,580,771.80	20,046,129.01	19,875,780.00	1.625	0.240	10/31/2023	61
US Treasury / 912828XB1	5/23/2022	20,000,000.00	19,664,843.75	19,808,086.08	19,065,620.00	2.125	2.714	5/15/2025	623
US Treasury / 912828ZF0	4/27/2022	13,000,000.00	12,192,070.31	12,563,158.69	12,106,757.00	0.500	2.724	3/31/2025	578
US Treasury / 912828ZF0	4/5/2022	20,000,000.00	18,782,000.00	19,354,716.77	18,625,780.00	0.500	2.634	3/31/2025	578
US Treasury / 91282CAK7	9/23/2021	30,000,000.00	29,949,694.07	29,998,954.87	29,939,520.00	0.125	0.210	9/15/2023	15
US Treasury / 91282CAP6	10/5/2021	20,000,000.00	19,937,500.00	19,996,199.32	19,871,880.00	0.125	0.280	10/15/2023	45
US Treasury / 91282CBQ3	3/28/2023	30,000,000.00	27,267,187.50	27,665,616.24	27,084,390.00	0.500	3.822	3/2/2026	914
US Treasury / 91282CCC3	10/5/2021	10,000,000.00	9,955,859.38	9,988,050.07	9,644,530.00	0.250	0.420	5/15/2024	258
US Treasury / 91282CCC3	9/23/2021	10,000,000.00	9,968,453.09	9,991,565.70	9,644,530.00	0.250	0.370	5/15/2024	258
US Treasury / 91282CCF6	6/27/2023	25,000,000.00	22,578,125.00	22,725,248.25	22,544,925.00	0.750	4.309	6/1/2026	1,005
US Treasury / 91282CCG4	10/5/2021	20,000,000.00	19,900,781.25	19,970,859.53	19,215,620.00	0.250	0.435	6/15/2024	289
US Treasury / 91282CCG4	6/15/2022	20,000,000.00	18,776,562.50	19,516,315.41	19,215,620.00	0.250	3.441	6/15/2024	289
US Treasury / 91282CCL3	10/5/2021	20,000,000.00	19,955,468.75	19,985,990.66	19,152,340.00	0.375	0.456	7/15/2024	319
US Treasury / 91282CCT6	10/5/2021	40,000,000.00	39,884,375.00	39,961,273.92	38,145,320.00	0.375	0.477	8/15/2024	350
US Treasury / 91282CCT6	9/10/2021	20,000,000.00	19,985,448.65	19,995,240.20	19,072,660.00	0.375	0.400	8/15/2024	350
US Treasury / 91282CED9	4/6/2022	20,000,000.00	19,463,281.25	19,719,147.17	19,019,540.00	1.750	2.705	3/15/2025	562
US Treasury / 91282CEU1	6/15/2022	20,000,000.00	19,593,750.00	19,757,584.40	19,288,280.00	2.875	3.595	6/15/2025	654
US Treasury / 91282CEY3	8/8/2022	20,000,000.00	19,891,406.25	19,930,710.70	19,312,500.00	3.000	3.195	7/15/2025	684
US Treasury / 91282CFE6	8/24/2022	20,000,000.00	19,875,000.00	19,917,778.29	19,345,320.00	3.125	3.347	8/15/2025	715
US Treasury / 91282CFE6	8/30/2022	10,000,000.00	9,912,890.63	9,942,383.72	9,672,660.00	3.125	3.437	8/15/2025	715
US Treasury / 91282CFK2	10/11/2022	20,000,000.00	19,556,250.00	19,690,619.16	19,476,560.00	3.500	4.314	9/15/2025	746
US Treasury / 91282CFP1	11/18/2022	20,000,000.00	20,010,937.50	20,007,992.00	19,771,100.00	4.250	4.229	10/15/2025	776
US Treasury / 91282CFW6	11/18/2022	20,000,000.00	20,150,000.00	20,110,750.23	19,874,220.00	4.500	4.230	11/15/2025	807
US Treasury / 91282CGA3	12/21/2022	10,000,000.00	9,992,968.75	9,994,600.77	9,837,110.00	4.000	4.025	12/15/2025	837
US Treasury / 91282CGE5	1/24/2023	20,000,000.00	19,992,968.75	19,994,385.35	19,620,320.00	3.875	3.887	1/15/2026	868
US Treasury / 91282CGL9	6/27/2023	25,000,000.00	24,742,187.50	24,759,571.12	24,595,700.00	4.000	4.417	2/15/2026	899

Issuer/CUSIP	Settlement Date	Face Amount	Cost	Book Value	Market Value	Coupon Rate	YTM	Maturity Date	Days to Maturity
US Treasury / 91282CGV7	4/19/2023	25,000,000.00	24,879,882.81	24,894,622.47	24,458,000.00	3.750	3.922	4/15/2026	958
US Treasury / 91282CHH7	6/27/2023	25,000,000.00	24,882,812.50	24,889,839.43	24,712,900.00	4.125	4.294	6/15/2026	1,019
Subtotal, Average US Treasuries		623,000,000.00	611,573,942.27	614,891,431.20	601,903,882.00	1.737	2.807		540
Portfolio Total, Average		1,140,964,755.85	1,129,168,285.39	1,132,516,170.18	1,106,353,904.27	1.979	2.681		433

City of El Paso
 Schedule of Securities Purchased
 For the quarter ending 8/31/2023

Issuer	CUSIP	Trade Date	Settlement Date	YTM	Face Amount	Cost	Price
Federal Home Loan Bank	313384PM5	6/26/2023	6/27/2023	5.3118%	25,000,000.00	24,479,875.00	97.9195
US Treasury	912796Z51	6/26/2023	6/27/2023	5.1711%	10,000,000.00	9,909,000.00	99.0900
US Treasury	912797GU5	6/26/2023	6/27/2023	5.2527%	25,000,000.00	24,677,708.33	98.7108
US Treasury	912797HC4	6/26/2023	6/27/2023	5.3476%	25,000,000.00	24,572,756.95	98.2910
US Treasury	91282CCF6	6/26/2023	6/27/2023	4.3090%	25,000,000.00	22,578,125.00	90.3125
US Treasury	91282CGL9	6/26/2023	6/27/2023	4.4171%	25,000,000.00	24,742,187.50	98.9688
US Treasury	91282CHH7	6/26/2023	6/27/2023	4.2945%	25,000,000.00	24,882,812.50	99.5313
					160,000,000.00	155,842,465.28	

City of El Paso
Schedule of Securities Called
For the quarter ending 8/31/2023

Issuer	CUSIP	Call Date	Face Amount
<hr/>			0.00
<hr/>			<hr/>

City of El Paso
Schedule of Deposits

For the quarter ending 8/31/2023

Deposited into	Deposit Date	Deposit Type	Amount
Morgan Stanley Gov Inst 8302	6/5/2023	Deposit	47,900,000.00
Morgan Stanley Gov Inst 8302	6/6/2023	Deposit	3,600,000.00
Morgan Stanley Gov Inst 8302	6/7/2023	Deposit	400,000.00
Morgan Stanley Gov Inst 8302	6/9/2023	Deposit	3,600,000.00
Morgan Stanley Gov Inst 8302	6/13/2023	Deposit	43,000,000.00
Morgan Stanley Gov Inst 8302	6/14/2023	Deposit	400,000.00
Morgan Stanley Gov Inst 8302	6/15/2023	Deposit	3,900,000.00
Morgan Stanley Gov Inst 8302	6/16/2023	Deposit	600,000.00
Morgan Stanley Gov Inst 8302	6/21/2023	Deposit	800,000.00
Morgan Stanley Gov Inst 8302	6/22/2023	Deposit	11,800,000.00
Morgan Stanley Gov Inst 8302	6/27/2023	Deposit	800,000.00
Morgan Stanley Gov Inst 8302	6/28/2023	Deposit	200,000.00
Morgan Stanley Gov Inst 8302	6/30/2023	Deposit	13,900,000.00
Morgan Stanley Gov Inst 8302	6/30/2023	Interest reinvested	404,869.75
Morgan Stanley Gov Inst 8302	7/12/2023	Deposit	500,000.00
Morgan Stanley Gov Inst 8302	7/13/2023	Deposit	21,800,000.00
Morgan Stanley Gov Inst 8302	7/14/2023	Deposit	16,800,000.00
Morgan Stanley Gov Inst 8302	7/17/2023	Deposit	7,100,000.00
Morgan Stanley Gov Inst 8302	7/18/2023	Deposit	2,000,000.00
Morgan Stanley Gov Inst 8302	7/19/2023	Deposit	1,000,000.00
Morgan Stanley Gov Inst 8302	7/26/2023	Deposit	1,000,000.00
Morgan Stanley Gov Inst 8302	7/28/2023	Deposit	1,700,000.00
Morgan Stanley Gov Inst 8302	7/31/2023	Deposit	59,700,000.00
Morgan Stanley Gov Inst 8302	7/31/2023	Interest reinvested	248,524.22
Morgan Stanley Gov Inst 8302	8/2/2023	Deposit	12,600,000.00
Morgan Stanley Gov Inst 8302	8/4/2023	Deposit	900,000.00
Morgan Stanley Gov Inst 8302	8/8/2023	Deposit	21,400,000.00
Morgan Stanley Gov Inst 8302	8/9/2023	Deposit	600,000.00
Morgan Stanley Gov Inst 8302	8/10/2023	Deposit	20,800,000.00
Morgan Stanley Gov Inst 8302	8/11/2023	Deposit	18,200,000.00
Morgan Stanley Gov Inst 8302	8/14/2023	Deposit	5,500,000.00
Morgan Stanley Gov Inst 8302	8/15/2023	Deposit	11,900,000.00

Deposited into	Deposit Date	Deposit Type	Amount
Morgan Stanley Gov Inst 8302	8/18/2023	Deposit	8,300,000.00
Morgan Stanley Gov Inst 8302	8/23/2023	Deposit	300,000.00
Morgan Stanley Gov Inst 8302	8/25/2023	Deposit	400,000.00
Morgan Stanley Gov Inst 8302	8/31/2023	Interest reinvested	265,703.84
TexasDAILY	6/30/2023	Interest reinvested	237,018.43
TexasDAILY	7/31/2023	Interest reinvested	108,073.25
TexasDAILY	8/31/2023	Interest reinvested	112,278.75
TexPool	6/30/2023	Interest reinvested	111,973.57
TexPool	7/31/2023	Interest reinvested	117,783.80
TexPool	8/31/2023	Interest reinvested	122,474.85
TexSTAR	6/30/2023	Interest reinvested	234,239.02
TexSTAR	7/31/2023	Interest reinvested	109,362.76
TexSTAR	8/31/2023	Interest reinvested	113,827.35
			345,586,129.59

City of El Paso
Schedule of Interest Earned
For the quarter ending 8/31/2023

Issuer / CUSIP	Date	Reinvested	Accrued	(Premium) Discount	Gain (Loss)	Total Earnings
Farmer Mac / 31422XMV1	6/30/2023	0.00	4,109.59	0.00	0.00	4,109.59
Farmer Mac / 31422XMV1	7/31/2023	0.00	4,246.58	0.00	0.00	4,246.58
Farmer Mac / 31422XMV1	8/31/2023	0.00	4,246.58	0.00	0.00	4,246.58
Farmer Mac / 31422XPP1	6/30/2023	0.00	6,780.82	0.00	0.00	6,780.82
Farmer Mac / 31422XPP1	7/31/2023	0.00	7,006.85	0.00	0.00	7,006.85
Farmer Mac / 31422XPP1	8/31/2023	0.00	7,006.85	0.00	0.00	7,006.85
Federal Farm Credit Bank / 3133EM6N7	6/30/2023	0.00	1,397.26	736.23	0.00	2,133.49
Federal Farm Credit Bank / 3133EM6N7	7/31/2023	0.00	1,443.84	760.77	0.00	2,204.60
Federal Farm Credit Bank / 3133EM6N7	8/31/2023	0.00	1,443.84	760.77	0.00	2,204.61
Federal Farm Credit Bank / 3133EMMX7	6/30/2023	0.00	3,698.63	0.00	0.00	3,698.63
Federal Farm Credit Bank / 3133EMMX7	7/31/2023	0.00	1,787.67	0.00	0.00	1,787.67
Federal Farm Credit Bank / 3133EMPB2	6/30/2023	0.00	1,397.26	89.64	0.00	1,486.90
Federal Farm Credit Bank / 3133EMPB2	7/31/2023	0.00	1,443.84	92.63	0.00	1,536.47
Federal Farm Credit Bank / 3133EMPB2	8/31/2023	0.00	1,443.84	92.63	0.00	1,536.47
Federal Farm Credit Bank / 3133EMQM7	6/30/2023	0.00	821.92	95.80	0.00	917.72
Federal Farm Credit Bank / 3133EMQM7	7/31/2023	0.00	849.32	99.00	0.00	948.31
Federal Farm Credit Bank / 3133EMQM7	8/31/2023	0.00	849.32	99.00	0.00	948.32
Federal Farm Credit Bank / 3133ENCVO	6/30/2023	0.00	5,506.85	0.00	0.00	5,506.85
Federal Farm Credit Bank / 3133ENCVO	7/31/2023	0.00	5,690.41	0.00	0.00	5,690.41
Federal Farm Credit Bank / 3133ENCVO	8/31/2023	0.00	5,690.41	0.00	0.00	5,690.41
Federal Farm Credit Bank / 3133ENH86	6/30/2023	0.00	53,424.66	1,373.17	0.00	54,797.83
Federal Farm Credit Bank / 3133ENH86	7/31/2023	0.00	55,205.48	1,418.94	0.00	56,624.42

Issuer / CUSIP	Date	Reinvested	Accrued	(Premium) Discount	Gain (Loss)	Total Earnings
Federal Farm Credit Bank / 3133ENH86	8/31/2023	0.00	31,906.40	823.90	0.00	32,730.30
Federal Farm Credit Bank / 3133ENKS8	6/30/2023	0.00	4,623.29	12,072.18	0.00	16,695.47
Federal Farm Credit Bank / 3133ENKS8	7/31/2023	0.00	4,777.40	12,474.59	0.00	17,251.99
Federal Farm Credit Bank / 3133ENKS8	8/31/2023	0.00	4,777.40	12,474.59	0.00	17,251.99
Federal Farm Credit Bank / 3133ENTK6	6/30/2023	0.00	41,260.27	2,360.48	0.00	43,620.75
Federal Farm Credit Bank / 3133ENTK6	7/31/2023	0.00	42,635.62	2,439.16	0.00	45,074.77
Federal Farm Credit Bank / 3133ENTK6	8/31/2023	0.00	42,635.62	2,439.16	0.00	45,074.78
Federal Farm Credit Bank / 3133ENZ94	6/30/2023	0.00	18,493.15	444.25	0.00	18,937.40
Federal Farm Credit Bank / 3133ENZ94	7/31/2023	0.00	19,109.59	459.05	0.00	19,568.64
Federal Farm Credit Bank / 3133ENZ94	8/31/2023	0.00	19,109.59	459.05	0.00	19,568.64
Federal Home Loan Bank / 3130A3DL5	6/30/2023	0.00	9,760.27	-8,686.44	0.00	1,073.83
Federal Home Loan Bank / 3130A3DL5	7/31/2023	0.00	10,085.62	-8,975.99	0.00	1,109.63
Federal Home Loan Bank / 3130A3DL5	8/31/2023	0.00	10,085.62	-8,975.99	0.00	1,109.63
Federal Home Loan Bank / 3130AKKP0	6/30/2023	0.00	532.52	137.86	0.00	670.38
Federal Home Loan Bank / 3130AKKP0	7/31/2023	0.00	550.27	142.45	0.00	692.72
Federal Home Loan Bank / 3130AKKP0	8/31/2023	0.00	550.27	142.45	0.00	692.72
Federal Home Loan Bank / 3130ALD92	6/30/2023	0.00	1,027.40	82.04	0.00	1,109.44
Federal Home Loan Bank / 3130ALD92	6/30/2023	0.00	1,027.40	0.00	0.00	1,027.40
Federal Home Loan Bank / 3130ALD92	7/31/2023	0.00	1,061.64	84.78	0.00	1,146.42
Federal Home Loan Bank / 3130ALD92	7/31/2023	0.00	1,061.64	0.00	0.00	1,061.64
Federal Home Loan Bank / 3130ALD92	8/31/2023	0.00	1,061.64	84.78	0.00	1,146.42
Federal Home Loan Bank / 3130ALD92	8/31/2023	0.00	1,061.64	0.00	0.00	1,061.64
Federal Home Loan Bank / 3130ALH98	6/30/2023	0.00	1,027.40	0.00	0.00	1,027.40
Federal Home Loan Bank / 3130ALH98	7/31/2023	0.00	1,061.64	0.00	0.00	1,061.64

Issuer / CUSIP	Date	Reinvested	Accrued	(Premium) Discount	Gain (Loss)	Total Earnings
Federal Home Loan Bank / 3130ALH98	8/31/2023	0.00	1,061.64	0.00	0.00	1,061.64
Federal Home Loan Bank / 3130ALJ70	6/30/2023	0.00	1,643.84	0.00	0.00	1,643.84
Federal Home Loan Bank / 3130ALJ70	7/31/2023	0.00	1,698.63	0.00	0.00	1,698.63
Federal Home Loan Bank / 3130ALJ70	8/31/2023	0.00	1,698.63	0.00	0.00	1,698.63
Federal Home Loan Bank / 3130ALXQ2	6/30/2023	0.00	4,109.59	0.00	0.00	4,109.59
Federal Home Loan Bank / 3130ALXQ2	7/31/2023	0.00	4,246.58	0.00	0.00	4,246.58
Federal Home Loan Bank / 3130ALXQ2	8/31/2023	0.00	4,246.58	0.00	0.00	4,246.58
Federal Home Loan Bank / 3130AM5C2	6/30/2023	0.00	2,761.64	0.00	0.00	2,761.64
Federal Home Loan Bank / 3130AM5C2	7/31/2023	0.00	2,853.70	0.00	0.00	2,853.70
Federal Home Loan Bank / 3130AM5C2	8/31/2023	0.00	2,853.70	0.00	0.00	2,853.70
Federal Home Loan Bank / 3130AMRY0	6/30/2023	0.00	67.12	35.77	0.00	102.89
Federal Home Loan Bank / 3130AN2W9	6/30/2023	0.00	4,520.55	0.00	0.00	4,520.55
Federal Home Loan Bank / 3130AN2W9	7/31/2023	0.00	4,671.23	0.00	0.00	4,671.23
Federal Home Loan Bank / 3130AN2W9	8/31/2023	0.00	4,671.23	0.00	0.00	4,671.23
Federal Home Loan Bank / 3130AN3E8	6/30/2023	0.00	4,273.97	0.00	0.00	4,273.97
Federal Home Loan Bank / 3130AN3E8	7/31/2023	0.00	4,416.44	0.00	0.00	4,416.44
Federal Home Loan Bank / 3130AN3E8	8/31/2023	0.00	4,416.44	0.00	0.00	4,416.44
Federal Home Loan Bank / 3130ANUH1	6/30/2023	0.00	4,520.55	0.00	0.00	4,520.55
Federal Home Loan Bank / 3130ANUH1	7/31/2023	0.00	4,671.23	0.00	0.00	4,671.23
Federal Home Loan Bank / 3130ANUH1	8/31/2023	0.00	4,671.23	0.00	0.00	4,671.23
Federal Home Loan Bank / 3130APA62	6/30/2023	0.00	4,520.55	0.00	0.00	4,520.55
Federal Home Loan Bank / 3130APA62	7/31/2023	0.00	4,671.23	0.00	0.00	4,671.23
Federal Home Loan Bank / 3130APA62	8/31/2023	0.00	4,671.23	0.00	0.00	4,671.23
Federal Home Loan Bank / 3130APAA3	6/30/2023	0.00	4,561.64	0.00	0.00	4,561.64

Issuer / CUSIP	Date	Reinvested	Accrued	(Premium) Discount	Gain (Loss)	Total Earnings
Federal Home Loan Bank / 3130APAA3	7/31/2023	0.00	4,713.70	0.00	0.00	4,713.70
Federal Home Loan Bank / 3130APAA3	8/31/2023	0.00	4,713.70	0.00	0.00	4,713.70
Federal Home Loan Bank / 3130APDA0	6/30/2023	0.00	5,342.47	0.00	0.00	5,342.47
Federal Home Loan Bank / 3130APDA0	7/31/2023	0.00	5,520.55	0.00	0.00	5,520.55
Federal Home Loan Bank / 3130APDA0	8/31/2023	0.00	5,520.55	0.00	0.00	5,520.55
Federal Home Loan Bank / 3130APKF1	6/30/2023	0.00	6,164.38	0.00	0.00	6,164.38
Federal Home Loan Bank / 3130APKF1	7/31/2023	0.00	6,369.86	0.00	0.00	6,369.86
Federal Home Loan Bank / 3130APKF1	8/31/2023	0.00	6,369.86	0.00	0.00	6,369.86
Federal Home Loan Bank / 3130APM77	6/30/2023	0.00	2,260.27	112.86	0.00	2,373.13
Federal Home Loan Bank / 3130APM77	7/31/2023	0.00	2,335.62	116.62	0.00	2,452.24
Federal Home Loan Bank / 3130APM77	8/31/2023	0.00	2,335.62	116.62	0.00	2,452.24
Federal Home Loan Bank / 3130APNE1	6/30/2023	0.00	7,397.26	0.00	0.00	7,397.26
Federal Home Loan Bank / 3130APNE1	7/31/2023	0.00	7,643.84	0.00	0.00	7,643.84
Federal Home Loan Bank / 3130APNE1	8/31/2023	0.00	7,643.84	0.00	0.00	7,643.84
Federal Home Loan Bank / 3130APVH5	6/30/2023	0.00	16,438.36	0.00	0.00	16,438.36
Federal Home Loan Bank / 3130APVH5	7/31/2023	0.00	16,986.30	0.00	0.00	16,986.30
Federal Home Loan Bank / 3130APVH5	8/31/2023	0.00	16,986.30	0.00	0.00	16,986.30
Federal Home Loan Bank / 3130APX67	6/30/2023	0.00	7,504.93	0.00	0.00	7,504.93
Federal Home Loan Bank / 3130APX67	7/31/2023	0.00	7,755.10	0.00	0.00	7,755.10
Federal Home Loan Bank / 3130APX67	8/31/2023	0.00	7,755.10	0.00	0.00	7,755.10
Federal Home Loan Bank / 3130AQ5X7	6/30/2023	0.00	9,452.05	0.00	0.00	9,452.05
Federal Home Loan Bank / 3130AQ5X7	7/31/2023	0.00	9,767.12	0.00	0.00	9,767.12
Federal Home Loan Bank / 3130AQ5X7	8/31/2023	0.00	9,767.12	0.00	0.00	9,767.12
Federal Home Loan Bank / 3130AQ6J7	6/30/2023	0.00	9,616.44	0.00	0.00	9,616.44

Issuer / CUSIP	Date	Reinvested	Accrued	(Premium) Discount	Gain (Loss)	Total Earnings
Federal Home Loan Bank / 3130AQ6J7	7/31/2023	0.00	9,936.99	0.00	0.00	9,936.99
Federal Home Loan Bank / 3130AQ6J7	8/31/2023	0.00	9,936.99	0.00	0.00	9,936.99
Federal Home Loan Bank / 3130AQAK9	6/30/2023	0.00	3,082.19	0.00	0.00	3,082.19
Federal Home Loan Bank / 3130AQAK9	7/31/2023	0.00	3,184.93	0.00	0.00	3,184.93
Federal Home Loan Bank / 3130AQAK9	8/31/2023	0.00	3,184.93	0.00	0.00	3,184.93
Federal Home Loan Bank / 3130AQJ79	6/30/2023	0.00	10,273.97	0.00	0.00	10,273.97
Federal Home Loan Bank / 3130AQJ79	7/31/2023	0.00	10,616.44	0.00	0.00	10,616.44
Federal Home Loan Bank / 3130AQJ79	8/31/2023	0.00	10,616.44	0.00	0.00	10,616.44
Federal Home Loan Bank / 3130AQL92	6/30/2023	0.00	11,178.08	0.00	0.00	11,178.08
Federal Home Loan Bank / 3130AQL92	7/31/2023	0.00	11,550.68	0.00	0.00	11,550.68
Federal Home Loan Bank / 3130AQL92	8/31/2023	0.00	11,550.68	0.00	0.00	11,550.68
Federal Home Loan Bank / 3130AQS4	6/30/2023	0.00	13,356.16	0.00	0.00	13,356.16
Federal Home Loan Bank / 3130AQS4	7/31/2023	0.00	13,801.37	0.00	0.00	13,801.37
Federal Home Loan Bank / 3130AQS4	8/31/2023	0.00	13,801.37	0.00	0.00	13,801.37
Federal Home Loan Bank / 3130AQT78	6/30/2023	0.00	14,383.56	0.00	0.00	14,383.56
Federal Home Loan Bank / 3130AQT78	7/31/2023	0.00	14,863.01	0.00	0.00	14,863.01
Federal Home Loan Bank / 3130AQT78	8/31/2023	0.00	14,863.01	0.00	0.00	14,863.01
Federal Home Loan Bank / 3130ATUC9	6/30/2023	0.00	36,986.30	-3,916.52	0.00	33,069.78
Federal Home Loan Bank / 3130ATUC9	7/31/2023	0.00	38,219.18	-4,047.07	0.00	34,172.11
Federal Home Loan Bank / 3130ATUC9	8/31/2023	0.00	38,219.18	-4,047.07	0.00	34,172.11
Federal Home Loan Bank / 3130ATWD5	6/30/2023	0.00	19,006.85	691.46	0.00	19,698.31
Federal Home Loan Bank / 3130ATWD5	7/31/2023	0.00	19,640.41	714.51	0.00	20,354.92
Federal Home Loan Bank / 3130ATWD5	8/31/2023	0.00	19,640.41	714.51	0.00	20,354.92
Federal Home Loan Bank / 3130AU2Q6	6/30/2023	0.00	82,191.78	0.00	0.00	82,191.78

Issuer / CUSIP	Date	Reinvested	Accrued	(Premium) Discount	Gain (Loss)	Total Earnings
Federal Home Loan Bank / 3130AU2Q6	7/31/2023	0.00	84,931.51	0.00	0.00	84,931.51
Federal Home Loan Bank / 3130AU2Q6	8/31/2023	0.00	84,931.51	0.00	0.00	84,931.51
Federal Home Loan Bank / 3130AUT95	6/30/2023	0.00	35,342.47	-887.20	0.00	34,455.27
Federal Home Loan Bank / 3130AUT95	7/31/2023	0.00	36,520.55	-916.77	0.00	35,603.78
Federal Home Loan Bank / 3130AUT95	8/31/2023	0.00	36,520.55	-916.77	0.00	35,603.78
Federal Home Loan Bank / 3130AUA36	6/30/2023	0.00	101,712.33	-2,514.67	0.00	99,197.66
Federal Home Loan Bank / 3130AUA36	7/31/2023	0.00	105,102.74	-2,598.49	0.00	102,504.25
Federal Home Loan Bank / 3130AUA36	8/31/2023	0.00	105,102.74	-2,598.49	0.00	102,504.25
Federal Home Loan Bank / 313384HE2	6/30/2023	0.00	0.00	45,357.81	0.00	45,357.81
Federal Home Loan Bank / 313384PM5	6/30/2023	0.00	0.00	14,153.06	0.00	14,153.06
Federal Home Loan Bank / 313384PM5	7/31/2023	0.00	0.00	109,686.22	0.00	109,686.22
Federal Home Loan Bank / 313384PM5	8/31/2023	0.00	0.00	109,686.22	0.00	109,686.22
Morgan Stanley Gov Inst 8302	6/30/2023	404,869.75	0.00	0.00	0.00	404,869.75
Morgan Stanley Gov Inst 8302	7/31/2023	248,524.22	0.00	0.00	0.00	248,524.22
Morgan Stanley Gov Inst 8302	8/31/2023	265,703.84	0.00	0.00	0.00	265,703.84
State of Maryland / 574193UG1	6/30/2023	0.00	665.75	0.00	0.00	665.75
State of Maryland / 574193UG1	7/31/2023	0.00	687.95	0.00	0.00	687.95
State of Maryland / 574193UG1	8/31/2023	0.00	687.95	0.00	0.00	687.95
TexasDAILY	6/30/2023	237,018.43	0.00	0.00	0.00	237,018.43
TexasDAILY	7/31/2023	108,073.25	0.00	0.00	0.00	108,073.25
TexasDAILY	8/31/2023	112,278.75	0.00	0.00	0.00	112,278.75
TexPool	6/30/2023	111,973.57	0.00	0.00	0.00	111,973.57
TexPool	7/31/2023	117,783.80	0.00	0.00	0.00	117,783.80
TexPool	8/31/2023	122,474.85	0.00	0.00	0.00	122,474.85
TexSTAR	6/30/2023	234,239.02	0.00	0.00	0.00	234,239.02
TexSTAR	7/31/2023	109,362.76	0.00	0.00	0.00	109,362.76

Issuer / CUSIP	Date	Reinvested	Accrued	(Premium) Discount	Gain (Loss)	Total Earnings
TexSTAR	8/31/2023	113,827.35	0.00	0.00	0.00	113,827.35
US Treasury / 912796XY0	6/30/2023	0.00	0.00	71,525.04	0.00	71,525.04
US Treasury / 912796XY0	7/31/2023	0.00	0.00	73,909.20	0.00	73,909.20
US Treasury / 912796XY0	8/31/2023	0.00	0.00	23,841.68	0.00	23,841.68
US Treasury / 912796Z51	6/30/2023	0.00	0.00	5,515.15	0.00	5,515.15
US Treasury / 912796Z51	7/31/2023	0.00	0.00	42,742.42	0.00	42,742.42
US Treasury / 912796Z51	8/31/2023	0.00	0.00	42,742.42	0.00	42,742.42
US Treasury / 912797GF8	6/30/2023	0.00	0.00	102,720.42	0.00	102,720.42
US Treasury / 912797GF8	7/31/2023	0.00	0.00	106,144.44	0.00	106,144.44
US Treasury / 912797GF8	8/31/2023	0.00	0.00	27,392.11	0.00	27,392.11
US Treasury / 912797GU5	6/30/2023	0.00	0.00	14,012.68	0.00	14,012.68
US Treasury / 912797GU5	7/31/2023	0.00	0.00	108,598.28	0.00	108,598.28
US Treasury / 912797GU5	8/31/2023	0.00	0.00	108,598.28	0.00	108,598.28
US Treasury / 912797HC4	6/30/2023	0.00	0.00	14,241.44	0.00	14,241.44
US Treasury / 912797HC4	7/31/2023	0.00	0.00	110,371.12	0.00	110,371.12
US Treasury / 912797HC4	8/31/2023	0.00	0.00	110,371.12	0.00	110,371.12
US Treasury / 912828S92	6/30/2023	0.00	20,547.95	53,603.47	0.00	74,151.42
US Treasury / 912828S92	6/30/2023	0.00	41,095.89	107,206.94	0.00	148,302.83
US Treasury / 912828S92	7/31/2023	0.00	22,109.51	55,390.25	0.00	77,499.76
US Treasury / 912828S92	7/31/2023	0.00	44,219.03	110,780.50	0.00	154,999.53
US Treasury / 912828T91	6/30/2023	0.00	26,712.33	-22,656.90	0.00	4,055.43
US Treasury / 912828T91	7/31/2023	0.00	27,602.74	-23,412.13	0.00	4,190.61
US Treasury / 912828T91	8/31/2023	0.00	27,602.74	-23,412.13	0.00	4,190.61
US Treasury / 912828XB1	6/30/2023	0.00	34,931.51	9,232.95	0.00	44,164.46

Issuer / CUSIP	Date	Reinvested	Accrued	(Premium) Discount	Gain (Loss)	Total Earnings
US Treasury / 912828XB1	7/31/2023	0.00	36,095.89	9,540.72	0.00	45,636.61
US Treasury / 912828XB1	8/31/2023	0.00	36,095.89	9,540.72	0.00	45,636.61
US Treasury / 912828ZF0	6/30/2023	0.00	5,342.47	22,652.23	0.00	27,994.70
US Treasury / 912828ZF0	6/30/2023	0.00	8,219.18	33,461.54	0.00	41,680.72
US Treasury / 912828ZF0	7/31/2023	0.00	5,520.55	23,407.31	0.00	28,927.86
US Treasury / 912828ZF0	7/31/2023	0.00	8,493.15	34,576.92	0.00	43,070.07
US Treasury / 912828ZF0	8/31/2023	0.00	5,520.55	23,407.31	0.00	28,927.86
US Treasury / 912828ZF0	8/31/2023	0.00	8,493.15	34,576.92	0.00	43,070.07
US Treasury / 91282CAK7	6/30/2023	0.00	3,082.19	2,087.38	0.00	5,169.57
US Treasury / 91282CAK7	7/31/2023	0.00	3,184.93	2,156.96	0.00	5,341.89
US Treasury / 91282CAK7	8/31/2023	0.00	3,184.93	2,156.96	0.00	5,341.89
US Treasury / 91282CAP6	6/30/2023	0.00	2,054.79	2,530.36	0.00	4,585.15
US Treasury / 91282CAP6	7/31/2023	0.00	2,123.29	2,614.71	0.00	4,738.00
US Treasury / 91282CAP6	8/31/2023	0.00	2,123.29	2,614.71	0.00	4,738.00
US Treasury / 91282CBQ3	6/30/2023	0.00	12,328.77	76,549.37	0.00	88,878.14
US Treasury / 91282CBQ3	7/31/2023	0.00	12,739.73	79,101.02	0.00	91,840.74
US Treasury / 91282CBQ3	8/31/2023	0.00	12,739.73	79,101.02	0.00	91,840.75
US Treasury / 91282CCC3	6/30/2023	0.00	2,054.79	979.72	0.00	3,034.51
US Treasury / 91282CCC3	6/30/2023	0.00	2,054.79	1,388.07	0.00	3,442.86
US Treasury / 91282CCC3	7/31/2023	0.00	2,123.29	1,434.34	0.00	3,557.63
US Treasury / 91282CCC3	7/31/2023	0.00	2,123.29	1,012.37	0.00	3,135.66
US Treasury / 91282CCC3	8/31/2023	0.00	2,123.29	1,434.34	0.00	3,557.63
US Treasury / 91282CCC3	8/31/2023	0.00	2,123.29	1,012.37	0.00	3,135.66
US Treasury / 91282CCF6	6/30/2023	0.00	1,541.10	9,045.28	0.00	10,586.38

Issuer / CUSIP	Date	Reinvested	Accrued	(Premium) Discount	Gain (Loss)	Total Earnings
US Treasury / 91282CCF6	7/31/2023	0.00	15,924.66	70,100.96	0.00	86,025.61
US Treasury / 91282CCF6	8/31/2023	0.00	15,924.66	70,100.96	0.00	86,025.62
US Treasury / 91282CCG4	6/30/2023	0.00	4,109.59	50,140.88	0.00	54,250.47
US Treasury / 91282CCG4	6/30/2023	0.00	4,109.59	3,021.89	0.00	7,131.48
US Treasury / 91282CCG4	7/31/2023	0.00	4,246.58	51,812.24	0.00	56,058.82
US Treasury / 91282CCG4	7/31/2023	0.00	4,246.58	3,122.62	0.00	7,369.20
US Treasury / 91282CCG4	8/31/2023	0.00	4,246.58	51,812.24	0.00	56,058.82
US Treasury / 91282CCG4	8/31/2023	0.00	4,246.58	3,122.62	0.00	7,369.20
US Treasury / 91282CCK5	6/30/2023	0.00	1,031.66	23,929.63	0.00	24,961.29
US Treasury / 91282CCL3	6/30/2023	0.00	6,164.38	1,316.19	0.00	7,480.57
US Treasury / 91282CCL3	7/31/2023	0.00	6,369.86	1,360.07	0.00	7,729.93
US Treasury / 91282CCL3	8/31/2023	0.00	6,369.86	1,360.07	0.00	7,729.93
US Treasury / 91282CCT6	6/30/2023	0.00	6,164.38	407.60	0.00	6,571.98
US Treasury / 91282CCT6	6/30/2023	0.00	12,328.77	3,316.20	0.00	15,644.97
US Treasury / 91282CCT6	7/31/2023	0.00	6,369.86	421.19	0.00	6,791.05
US Treasury / 91282CCT6	7/31/2023	0.00	12,739.73	3,426.74	0.00	16,166.47
US Treasury / 91282CCT6	8/31/2023	0.00	6,369.86	421.19	0.00	6,791.05
US Treasury / 91282CCT6	8/31/2023	0.00	12,739.73	3,426.74	0.00	16,166.47
US Treasury / 91282CED9	6/30/2023	0.00	28,767.12	14,978.20	0.00	43,745.32
US Treasury / 91282CED9	7/31/2023	0.00	29,726.03	15,477.47	0.00	45,203.50
US Treasury / 91282CED9	8/31/2023	0.00	29,726.03	15,477.47	0.00	45,203.50
US Treasury / 91282CEU1	6/30/2023	0.00	47,260.27	11,109.85	0.00	58,370.12
US Treasury / 91282CEU1	7/31/2023	0.00	48,835.62	11,480.17	0.00	60,315.79
US Treasury / 91282CEU1	8/31/2023	0.00	48,835.62	11,480.17	0.00	60,315.79

Issuer / CUSIP	Date	Reinvested	Accrued	(Premium) Discount	Gain (Loss)	Total Earnings
US Treasury / 91282CEY3	6/30/2023	0.00	49,315.07	3,036.17	0.00	52,351.24
US Treasury / 91282CEY3	7/31/2023	0.00	50,958.90	3,137.38	0.00	54,096.28
US Treasury / 91282CEY3	8/31/2023	0.00	50,958.90	3,137.38	0.00	54,096.28
US Treasury / 91282CFE6	6/30/2023	0.00	25,684.93	2,415.23	0.00	28,100.16
US Treasury / 91282CFE6	6/30/2023	0.00	51,369.86	3,446.69	0.00	54,816.55
US Treasury / 91282CFE6	7/31/2023	0.00	53,082.19	3,561.58	0.00	56,643.77
US Treasury / 91282CFE6	7/31/2023	0.00	26,541.10	2,495.74	0.00	29,036.84
US Treasury / 91282CFE6	8/31/2023	0.00	53,082.19	3,561.58	0.00	56,643.77
US Treasury / 91282CFE6	8/31/2023	0.00	26,541.10	2,495.74	0.00	29,036.84
US Treasury / 91282CFK2	6/30/2023	0.00	57,534.25	12,429.97	0.00	69,964.22
US Treasury / 91282CFK2	7/31/2023	0.00	59,452.05	12,844.30	0.00	72,296.36
US Treasury / 91282CFK2	8/31/2023	0.00	59,452.05	12,844.30	0.00	72,296.35
US Treasury / 91282CFP1	6/30/2023	0.00	69,863.01	-308.68	0.00	69,554.33
US Treasury / 91282CFP1	7/31/2023	0.00	72,191.78	-318.97	0.00	71,872.81
US Treasury / 91282CFP1	8/31/2023	0.00	72,191.78	-318.97	0.00	71,872.81
US Treasury / 91282CFW6	6/30/2023	0.00	73,972.60	-4,113.35	0.00	69,859.25
US Treasury / 91282CFW6	7/31/2023	0.00	76,438.36	-4,250.46	0.00	72,187.90
US Treasury / 91282CFW6	8/31/2023	0.00	76,438.36	-4,250.46	0.00	72,187.90
US Treasury / 91282CGA3	6/30/2023	0.00	32,876.71	193.34	0.00	33,070.05
US Treasury / 91282CGA3	7/31/2023	0.00	33,972.60	199.79	0.00	34,172.39
US Treasury / 91282CGA3	8/31/2023	0.00	33,972.60	199.79	0.00	34,172.39
US Treasury / 91282CGE5	6/30/2023	0.00	63,698.63	193.88	0.00	63,892.51
US Treasury / 91282CGE5	7/31/2023	0.00	65,821.92	200.34	0.00	66,022.26
US Treasury / 91282CGE5	8/31/2023	0.00	65,821.92	200.34	0.00	66,022.26

Issuer / CUSIP	Date	Reinvested	Accrued	(Premium) Discount	Gain (Loss)	Total Earnings
US Treasury / 91282CGL9	6/30/2023	0.00	8,219.18	1,068.65	0.00	9,287.83
US Treasury / 91282CGL9	7/31/2023	0.00	84,931.51	8,282.06	0.00	93,213.57
US Treasury / 91282CGL9	8/31/2023	0.00	84,931.51	8,282.06	0.00	93,213.57
US Treasury / 91282CGV7	6/30/2023	0.00	77,054.79	3,296.90	0.00	80,351.69
US Treasury / 91282CGV7	7/31/2023	0.00	79,623.29	3,406.80	0.00	83,030.09
US Treasury / 91282CGV7	8/31/2023	0.00	79,623.29	3,406.80	0.00	83,030.09
US Treasury / 91282CHH7	6/30/2023	0.00	8,476.03	432.03	0.00	8,908.06
US Treasury / 91282CHH7	7/31/2023	0.00	87,585.62	3,348.21	0.00	90,933.83
US Treasury / 91282CHH7	8/31/2023	0.00	87,585.62	3,348.21	0.00	90,933.83
		2,186,129.59	4,436,350.85	2,481,412.71	0.00	9,103,893.15

Accrued interest, premiums to par, and discounts to par are all recorded on a straight line basis. Amounts paid in excess of par are amortized against earnings and discounts to par are accreted to earnings. Any over or under accruals of interest are recorded as an adjustment to earnings upon maturity of the corresponding security.

City of El Paso
Schedule of Matured Securities
For the quarter ending 8/31/2023

Issuer	CUSIP	Maturity Date	Face Amount
Federal Farm Credit Bank	3133EMMX7	7/13/2023	25,000,000.00
Federal Farm Credit Bank	3133ENH86	8/18/2023	20,000,000.00
Federal Home Loan Bank	3130AMRY0	6/2/2023	5,285,000.00
Federal Home Loan Bank	313384HE2	6/22/2023	16,000,000.00
US Treasury	91282CCK5	6/30/2023	10,000,000.00
US Treasury	912828S92	7/31/2023	20,000,000.00
US Treasury	912828S92	7/31/2023	40,000,000.00
US Treasury	912797GF8	8/8/2023	25,000,000.00
US Treasury	912796XY0	8/10/2023	20,000,000.00
US Treasury	912796Z51	8/31/2023	10,000,000.00
			<u>191,285,000.00</u>

City of El Paso
Schedule of Securities Sold
For the quarter ending 8/31/2023

Issuer	CUSIP	Sale Date	Face Amount	Gain (Loss)	Total
			0.00	0.00	0.00

City of El Paso
 Schedule of Withdrawals
 For the quarter ending 8/31/2023

Issuer	Withdrawal Date	Amount
Morgan Stanley Gov Inst 8302	6/8/2023	6,200,000.00
Morgan Stanley Gov Inst 8302	6/12/2023	3,500,000.00
Morgan Stanley Gov Inst 8302	6/20/2023	2,500,000.00
Morgan Stanley Gov Inst 8302	6/23/2023	12,600,000.00
Morgan Stanley Gov Inst 8302	6/26/2023	4,800,000.00
Morgan Stanley Gov Inst 8302	6/27/2023	86,000,000.00
Morgan Stanley Gov Inst 8302	6/29/2023	2,500,000.00
Morgan Stanley Gov Inst 8302	7/3/2023	1,600,000.00
Morgan Stanley Gov Inst 8302	7/5/2023	500,000.00
Morgan Stanley Gov Inst 8302	7/6/2023	3,900,000.00
Morgan Stanley Gov Inst 8302	7/7/2023	12,300,000.00
Morgan Stanley Gov Inst 8302	7/10/2023	2,100,000.00
Morgan Stanley Gov Inst 8302	7/11/2023	1,600,000.00
Morgan Stanley Gov Inst 8302	7/20/2023	9,400,000.00
Morgan Stanley Gov Inst 8302	7/21/2023	12,800,000.00
Morgan Stanley Gov Inst 8302	7/24/2023	4,700,000.00
Morgan Stanley Gov Inst 8302	7/25/2023	1,500,000.00
Morgan Stanley Gov Inst 8302	7/27/2023	2,100,000.00
Morgan Stanley Gov Inst 8302	8/1/2023	2,000,000.00
Morgan Stanley Gov Inst 8302	8/1/2023	38,800,000.00
Morgan Stanley Gov Inst 8302	8/3/2023	3,200,000.00
Morgan Stanley Gov Inst 8302	8/4/2023	14,500,000.00
Morgan Stanley Gov Inst 8302	8/7/2023	4,100,000.00
Morgan Stanley Gov Inst 8302	8/15/2023	105,000,000.00
Morgan Stanley Gov Inst 8302	8/16/2023	500,000.00
Morgan Stanley Gov Inst 8302	8/17/2023	4,900,000.00
Morgan Stanley Gov Inst 8302	8/21/2023	8,100,000.00
Morgan Stanley Gov Inst 8302	8/22/2023	3,700,000.00
Morgan Stanley Gov Inst 8302	8/24/2023	1,000,000.00
Morgan Stanley Gov Inst 8302	8/28/2023	2,200,000.00
Morgan Stanley Gov Inst 8302	8/29/2023	2,400,000.00
Morgan Stanley Gov Inst 8302	8/31/2023	600,000.00

Issuer	Withdrawal Date	Amount
TexasDAILY	6/27/2023	37,000,000.00
TexSTAR	6/27/2023	36,000,000.00
		<hr/>
		434,600,000.00
		<hr/> <hr/>