





# TABLE OF CONTENTS

Transmittal Letter	2
Financial Reporting Awards	3
District Map With Elected Officials	4
City Executive Leadership	5
Property Tax	6
Budget Process	7
Revenues - General Fund	8
Expenditures - General Fund	9
Fund Balance - General Fund	10
Debt Working For You	11
Capital Projects Fund	12
Federal and State Grants	13
Migrant & COVID-19 Related Funding	14
Citywide Achievements	15
Historic Moments in El Paso	16
El Paso 150 Sesquicentennial Celebration	17
Our Commitment	18


## CONTACT




Address:  
300 N. Campbell Street  
El Paso, Texas 79901  
(915) 212-0040

[elpasotexas.gov/office-of-the-comptroller](https://elpasotexas.gov/office-of-the-comptroller)

## MORE INFORMATION



Annual  
Comprehensive  
Financial  
Report



Annual Single  
Audit Report

# LETTER FROM CITY OF EL PASO



## Office of the Comptroller

**MAYOR**  
Oscar Leoser

Dear City of El Paso Residents,

**CITY COUNCIL**

District 1  
Brian Kennedy

District 2  
Dr. Josh Acevedo

District 3  
Cassandra Hernandez

District 4  
Joe Molinar

District 5  
Isabel Salcido

District 6  
Art Fierro

District 7  
Henry Rivera

District 8  
Chris Canales

**INTERIM CITY  
MANAGER**  
Cary Westin

Our City, incorporated in 1873, celebrated its 150th anniversary in 2023. We are pleased to witness continued growth in population and economy, maintaining our status as the sixth largest city in Texas.

The City stays financially stable by carefully managing funds and evaluating what is most important, even with challenges in maintaining old infrastructure, paying for operations of new quality of life facilities, dealing with a migrant crisis and struggling to recruit and retain our workforce. We wisely allocate annual funding for vehicles, equipment, and facilities without incurring additional debt. We take advantage of surplus revenues to strategically take actions that benefit the City in the long term. Paying off outstanding debt from Tax Increment Reinvestment Zone (TIRZ) No.2 in 2023 will add \$8 million annually to the general fund that can be used to fund community priorities. The adopted tax rate of \$0.862398 for fiscal year 2023 is set to decrease further in fiscal year 2024 to \$0.818875.

Smart use of grant funding helps maintain a lower tax rate and assist the City in providing exceptional services. During the current year the City received \$150.2 million in federal and state grants, funding that was primarily used to complete capital projects, assist with the migrant crisis, support public health programs, culture and recreation and safety related projects.

With new bargaining agreements for our police and fire force along with civilian compensation increases, we have set aside funds in the pay for futures stabilization fund to cover workforce costs. Our unrestricted reserves have increased, now covering maintenance and operations for 81 days by year-end, a major milestone achieved through strategic planning and fiscal responsibility.

As we close another fiscal year, decisions are made with taxpayers in mind, aiming for a wonderful place to live. We're proud of our financially healthy city, committed to delivering exceptional services and maintaining prudent financial practices.

The information included herein has been obtained from our Annual Comprehensive Financial Report (ACFR) which can be found on the City's website. The ACFR includes the City's results of operations and has been audited by an independent Certified Public Accounting Firm. We hope you enjoy this report, and we thank you for entrusting us with the management of the City's finances.

Cary Westin  
Interim City Manager

Robert Cortinas  
Chief Financial Officer

Margarita Marin, CGFM  
Comptroller




DELIVERING EXCEPTIONAL SERVICES






# FINANCIAL REPORTING AWARDS



The City of El Paso, Texas Annual Comprehensive Financial Report (ACFR) for the fiscal year ended August 31, 2022, was awarded the Certificate of Achievement for Excellence in Financial Reporting by Government Finance Officers Association of the United States and Canada (GFOA). The Certificate of Achievement is the highest form of recognition for excellence in state and local government financial reporting.

In order to be awarded a Certificate of Achievement, a government unit must publish an easily readable and efficiently organized Annual Comprehensive Financial Report, whose contents conform to program standards. Such an Annual Comprehensive Financial Report must satisfy both generally accepted accounting principles and applicable legal requirements. A Certificate of Achievement is valid for a period of one year only. We believe that our current Annual Comprehensive Financial Report continues to conform to the Certificate of Achievement Program's requirements, and we are submitting it to GFOA to determine its eligibility for another Certificate.

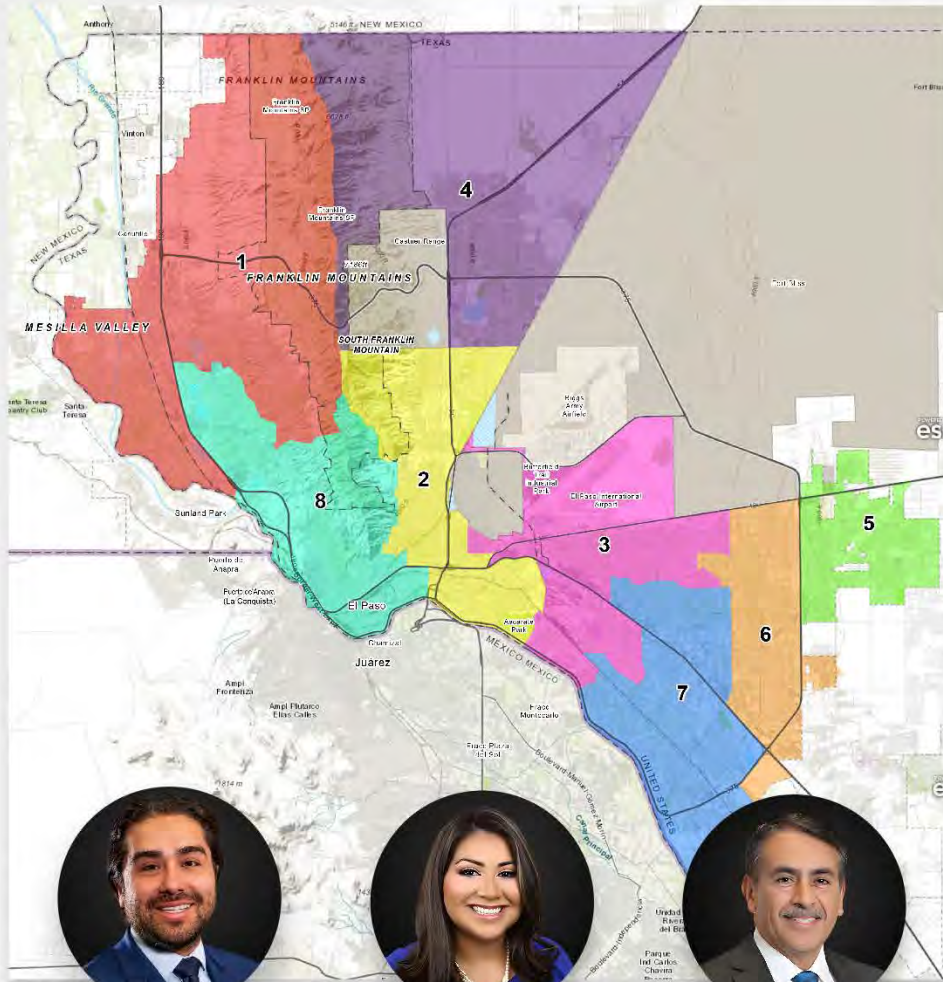


The Popular Annual Financial Report (PAFR) presented to you, incorporates information from the ACFR in a way that is understandable and accessible to all citizens regardless of their background in accounting and finance. Our City is committed to transparency and keeping our citizens informed. As of the issuance date of this report, the City has earned from GFOA the Certificate of Achievement for Excellence in Financial Reporting for 29 consecutive years and the Distinguished Budget Presentation Award for 28 consecutive years. The City has achieved for 2 consecutive years GFOA Award for Outstanding Achievement in Popular Annual Financial Reporting.



# DISTRICT MAP

ELECTED OFFICIALS HOLDING OFFICE AS OF THE ISSUANCE DATE OF THIS REPORT



Mayor  
Oscar Leeser



District 4  
Joe Molinar



District 1  
Brian Kennedy



District 5  
Isabel Salcido



District 8  
Chris Canales



District 2  
Dr. Josh Acevedo



District 3  
Cassandra Hernandez



District 7  
Henry Rivera



District 6  
Art Fierro

## CAPITAL PROJECTS

HIGHLIGHTS BY DISTRICT

### DISTRICT 1

- Borderland Park
- Westside Community Park Soccer Field Lighting

### DISTRICT 2

- Delta Bridge Reconstruction
- Nolan Richardson Recreation Center

### DISTRICT 3

- Montana RTS Airport
- Viscount Boulevard Roadway Lighting and Median Landscape

### DISTRICT 4

- Joey Barraza and Vino Memorial Park Phase II
- Fire Station 21 Renovation

### DISTRICT 5

- Montana Rapid Transit System

### DISTRICT 6

- Dick Shinaut Skate Park Improvements
- Gene Torres Neighborhood Traffic Management Program

### DISTRICT 7

- Playa Drain Shared Use Path
- Yarbrough Bridge Reconstruction

### DISTRICT 8

- Paso Del Norte Roundabout
- Robinson Street Phase II





# CITY EXECUTIVE LEADERSHIP



**Cary Westin**  
Interim City Manager



**Karla Nieman**  
City Attorney



**Tracey Jerome**  
Senior Deputy City Manager



**Robert Cortinas**  
Deputy City Manager  
& Chief Financial Officer



**Dionne Mack**  
Deputy City Manager



**Mario D'Agostino**  
Deputy City Manager



**Sam Rodriguez**  
Chief Operations Officer



**Ellen Smyth**  
Chief Transit &  
Field Operations Officer



**Laura Cruz-Acosta**  
Strategic Communications



# PROPERTY TAX

Pays debt service and maintenance and operations so the City can function. The following are tax dollars at work for the benefit of the El Paso community.

## How Your Property Taxes Are Allocated Per Dollar:

Tax Rate Per \$100 Valuation \$0.862398



## How The City Used Their Portion in Fiscal Year 2023:



## DEBT SERVICE FUND

Debt payment is 100% funded by property taxes

### GENERAL FUND ACTIVITIES



General Government



Public Safety



Public Works



Public Health



Community Development



Parks



Libraries



Culture



Recreation



Economic Development

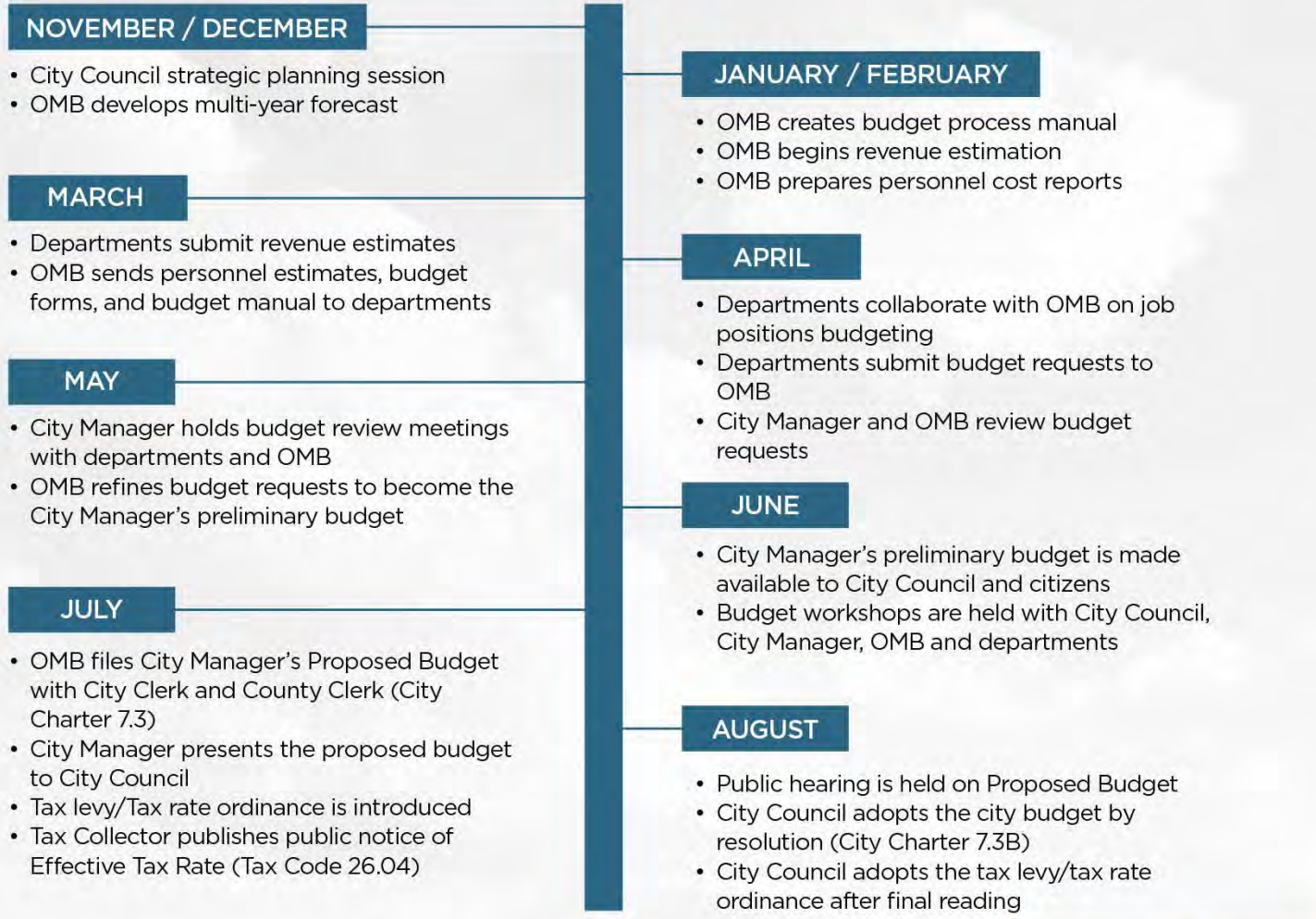




# BUDGET PROCESS

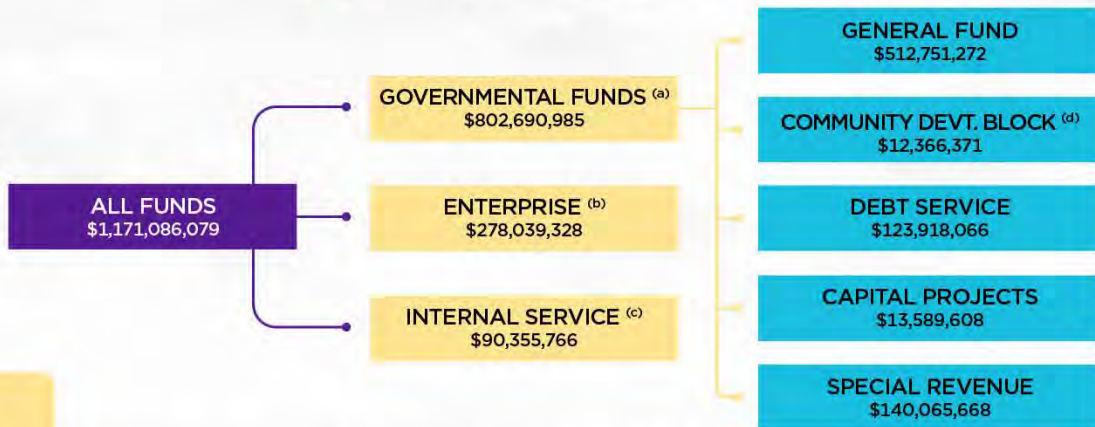
## How the Budget Cycle Helps

The Office of Management and Budget (OMB) develops and administers the budget process as a sound basis for planning, decision-making, and managing control of City resources for our community.



## Expenditure Budget Fiscal Year 2023

(Sep 1, 2022 - Aug 31, 2023)

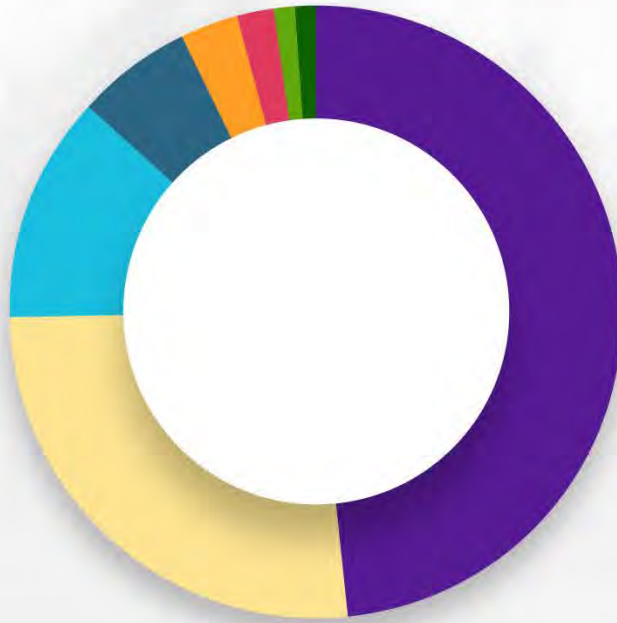



**Scan to Download FY2023 Budget Book**

(a) These funds provide services to the general public and funded by taxes and grants.  
 (b) These funds provide services to the general public for a fee, i.e. Sun Metro, Airport.  
 (c) These funds provide services to other departments, i.e. Fleet Department.  
 (d) Includes budget for the Empowerment Zone reported in the ACFR as Nongrants.



# REVENUES – GENERAL FUND



Total Amount of Revenues:  
**\$519,003,291**

- 49 % Property Taxes
- 26 % Sales Taxes
- 12 % Franchise Fees
- 6 % Charges for Services
- 3 % Licenses and Permits
- 2 % Rents and Other
- 1 % Fines and Forfeitures
- 1 % Investment Earnings

## Where the Money Comes From

The General Fund is the Operating fund for the City. In fiscal year 2023, the City reported revenues of \$519 million. Property taxes continue to be the largest revenue source, followed by sales tax and franchise fees.

## How We Compared to Last Year

Even though the property tax rate decreased from the prior year, property tax revenues increased by \$12.8 million due to an increase in property values combined with an increase in the number of properties in the City of El Paso. Economic growth and soaring inflation drove up prices of goods and services, resulting in an increase in sales tax revenue of \$5.4 million compared to the prior year.

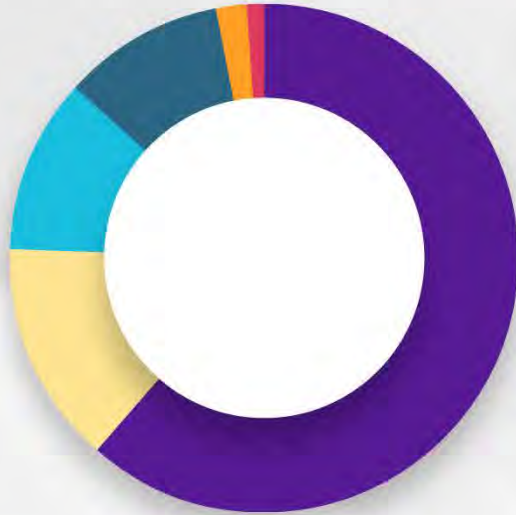
REVENUES	VARIANCE FY23 - FY22	FY23	FY22	FY21
Property Taxes	\$12,835,937	\$249,230,417	\$236,394,480	\$225,188,204
Sales Taxes	5,416,926	135,901,355	130,484,429	114,096,004
Franchise Fees	(41,346)	60,790,672	60,832,018	52,860,040
Charges for Services	1,594,673	32,062,362	30,467,689	26,352,822
Licenses and Permits	766,253	14,519,307	13,753,054	13,958,985
Rents and Other	408,975	11,445,419	11,036,444	10,117,209
Fines and Forfeitures	(71,863)	7,468,626	7,540,489	7,162,853
Intergovernmental Revenues	(700,156)	657,824	1,357,980	1,876,151
Penalties and Interest-Delinquent Taxes	16,470	1,476,962	1,460,492	1,643,037
Investment Earnings*	4,603,977	5,450,347	846,370	158,212
Proceeds from Sale of Capital Assets	(931)	—	931	27,864
<b>Total Revenues</b>	<b>\$24,828,915</b>	<b>\$519,003,291</b>	<b>\$494,174,376</b>	<b>\$453,441,381</b>

\*Investment Earnings for fiscal year 2023 does not include an unrealized gain of \$367,756 reported in the ACFR for the purpose of recognizing changes in fair market value of investments.





# EXPENDITURES – GENERAL FUND



Total Amount of Expenditures:  
**\$481,942,188**

- 61% Public Safety
- 15% General Government
- 11% Culture and Recreation
- 10% Public Works
- 2% Economic Development
- 1% Public Health

## Where the Money Goes

EXPENDITURES	VARIANCE FY23 - FY22	FY23	FY22	FY21
Public Safety	19,826,286	\$293,070,888	\$273,244,602	\$273,071,739
General Government	8,842,100	70,512,085	61,669,985	51,609,465
Culture and Recreation	9,390,821	51,688,222	42,297,401	37,011,901
Public Works	4,569,256	46,210,225	41,640,969	38,013,380
Economic Development	1,937,976	10,826,437	8,888,461	8,346,254
Public Health	1,145,372	7,149,406	6,004,034	5,747,335
Capital Outlay*	628,820	1,369,696	740,876	1,270,226
Community and Human Development	432,632	1,115,229	682,597	669,617
<b>Total Expenditures</b>	<b>\$46,773,263</b>	<b>\$481,942,188</b>	<b>\$435,168,925</b>	<b>\$415,739,917</b>

\*Capital Outlay for fiscal year 2023 does not include the accounting entry for Governmental Accounting Standards Board (GASB) 87 - Leases and GASB 96 - Subscription Based Information Technology Arrangements (SBITA) in the amount of \$4,124,976 as it does not affect the total amount of resources available to the City.

*Presentation of expenditures by function in fiscal year 2023 differs from the ACFR because it includes payments for leases and SBITA necessary to provide services to the community that were reported in the ACFR as principal and interest in compliance with GASB 87 and GASB 96 implementation.*

## Where the Money Goes - Priorities

The City allocates a significant portion of its resources to public safety, ensuring that El Pasoans reside in a secure city with fewer traffic fatalities, decreased crime rates, and swift responses from both police and fire departments. Additionally, the City utilizes its resources to cover essential administrative costs, including utilities, civilian employee payroll, professional services, lease payments for equipment and building space, and various other expenditures. These investments are crucial in delivering exceptional services to our community and maintaining the high standards expected from the City.

## How We Compared to Last Year

In fiscal year 2023, the City's general fund expenditures increased compared to the prior year, primarily due to an increase in benefits and compensation for all City employees as an effort to recruit and retain our workforce. The emphasis on public safety led to increased staffing, plans to welcome new police and fire department graduates. Public works prioritized infrastructure with expenditures for street repairs and enhancing public access. This fiscal approach reflects the City's commitment to public safety, employee well-being, and essential infrastructure.



# FUND BALANCE – GENERAL FUND

## Restricted Funds

These are funds that the City sets aside as a cash reserve in order to provide coverage for unexpected expenditures in accordance with the City Charter. The City maintains a cash reserve of 5% of the prior year's adopted General Fund operating expenditure budget.



## Committed Funds

- Operating and Debt Stabilization fund serves as a reserve of surplus revenues to be used with the purpose of minimizing future tax rate impact for maintenance and operations as well as debt service, protecting against raising charges for services and fees, and providing available funding for specific circumstances as needed to maintain the same levels of service.
- Pension Stabilization fund serves as a reserve of surplus revenues from all City funds (governmental and enterprise funds), to the extent permitted by law, to be used with the goal to reduce the current unfunded pension liability and sustain the City's bond rating.
- Pay for Futures fund serves as a source of funds for the City's budget with a sole purpose to support police, fire and civilian compensation increases.



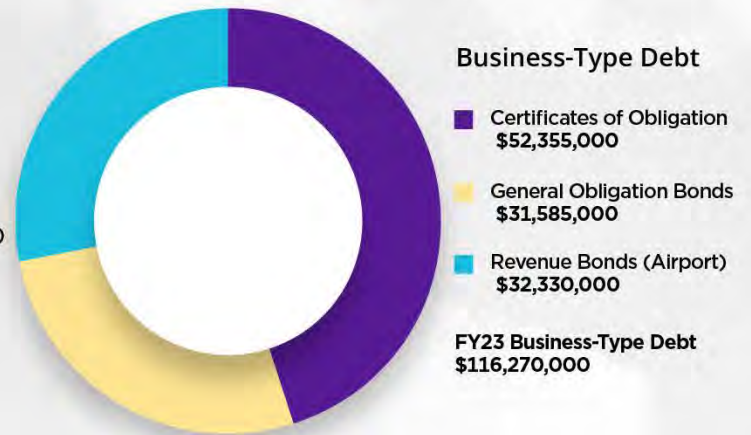
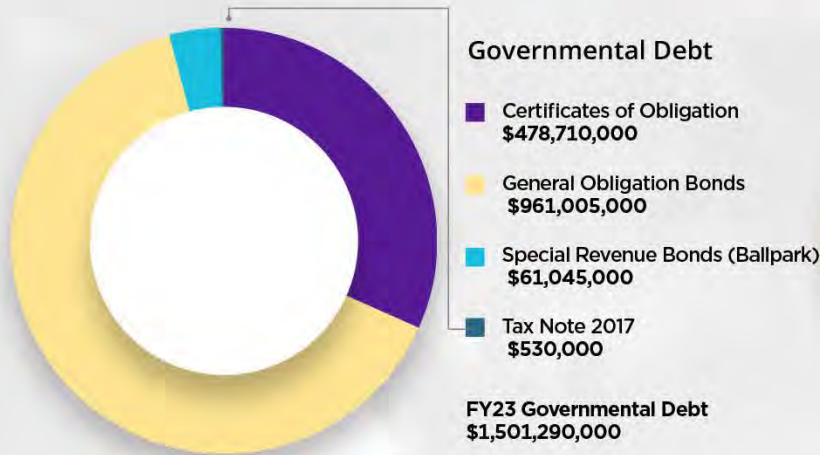
## Unassigned Funds

This is the residual fund balance after restrictions and commitments have been taken into account. The City strives to maintain adequate General Fund balance to ensure liquidity in anticipation of economic downturns or natural disasters. It is a best practice for a municipality to maintain an unrestricted fund balance sufficient for 60 days to cover operating expenditures. As of August 31, 2023, the City's unrestricted fund balance was sufficient to cover operating costs for 81 days. The City has been able to grow its unassigned fund balance from \$9.2 million in fiscal year 2014 to \$40.2 million in fiscal year 2023.





# DEBT WORKING FOR YOU



## Legend

Governmental Debt is mainly property tax supported and issued to pay for community needs such as maintaining and constructing new streets; providing quality of life amenities such as parks, recreation facilities, museums, the zoo and libraries; and constructing and equipping facilities for public safety.

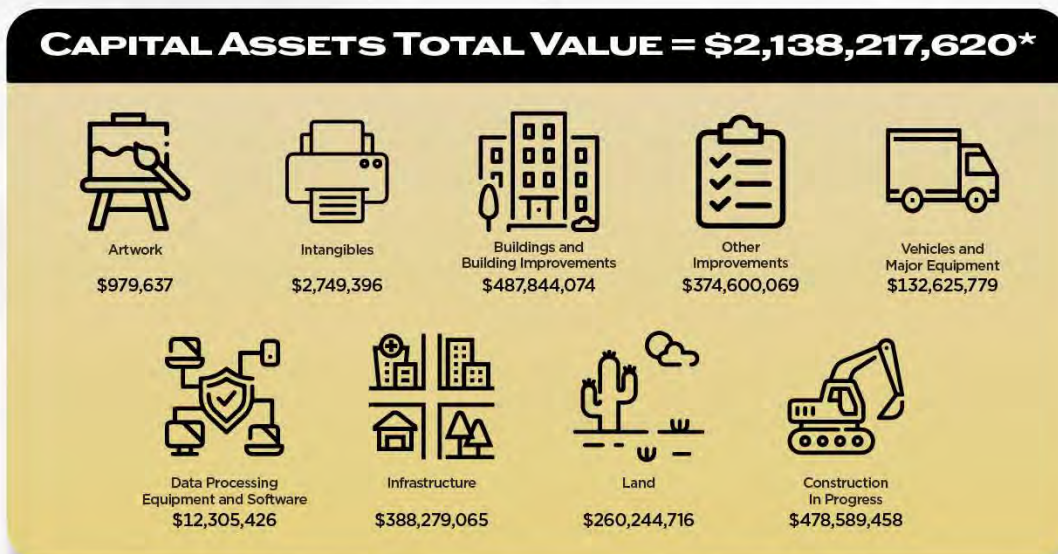
Business-Type Debt is bonds issued for the Mass Transit, International Airport, International Bridges and Environmental Services departments to serve their capital needs in order to continue providing excellent services to the community. The repayment of that debt comes directly from the operating fund of each entity and is not property tax supported.

## Bond Highlights

- New debt in the amount of \$44.7 million in accordance to the 2022 Community Progress Bonds authorization
- The City refinanced a portion of Bond 2021A to save \$426,915 in debt payments

## Quick Debt Facts

- On average the City pays a little over \$100 million annually in debt service payments that are property tax supported
- It takes the City about 26 years to pay a bond



\*Excludes Right-to-Use Assets associated with GASB 87 & 96 as it does not represent assets owned by the City.



# CAPITAL PROJECTS FUND

Total Amount  
of Capital Revenues  
**\$95,160,871**

## HOW OUR CAPITAL PROJECTS ARE FUNDED



Rents and Other  
\$502,084



Bonds  
\$46,624,960



Investment Earnings\*  
\$9,038,994



Transfers  
\$13,672,230



Hotel  
Occupancy Tax  
\$5,237,765



Grants  
\$9,157,074



Proceeds from  
Sale of Capital Assets  
\$10,927,764

\* Investment Earnings for FY23 does not include an unrealized gain of \$1,802,019 reported in the ACFR for the purpose of recognizing changes in fair market value.

Total Amount  
of Capital Expenditures  
**\$134,666,082**

## HOW OUR FUNDING IS USED



General  
Government  
\$2,682,942



Public Safety  
\$119,594



Public Works  
\$4,010,365



Public Health  
\$22,876



Economic  
Development  
\$115,658



Culture  
and Recreation  
\$2,402,576



Community and  
Human Development  
\$94,675



Fiscal Fees  
\$484,873



Capital Outlay  
\$124,046,578



Transfer  
\$685,945

## MAJOR PROJECTS COMPLETED\*\*

- Alameda Library & Recreation Center
- Balsam Street
- Bicycle Connectivity Infrastructure Phase II
- Bicycle Connect Infrastructure Improvement Phase I
- Bus Stop Enhancements Phase IV
- Delta Street at Playa Drain
- Fire Station #20 Bay Improvements
- Fire Station #5 Floor Replacement
- Grandview Park
- Liz Morayma Gonzalez Park
- Lomaland Park & Recreation Center
- Manhattan Heights Archway Light
- Nations Tobin Pool Building Roof
- Nations Tobin Sports Center Roof
- Neighborhood Traffic Management
- Oregon Street Lighting & ADA
- Police Department Northeast Regional Command - HVAC
- Pellicano, Railroad, Cotton Lighting
- Public Facilities District 8
- Reconstruction of Robinson Phase II
- South America Pavilion Restroom - Zoo
- Yarbrough at Playa Drain

## MAJOR PROJECTS IN PROGRESS

- Children's Museum
- Eastside Regional Command Center
- Eastside Sports Complex
- El Paso Zoo Magellanic Penguin Exhibit
- Fire Station #36
- Fire Department Headquarters
- Fire Department Training Academy & Vehicle Maintenance Repair & Supply Acquisition/Distribution Center
- Fire Station #3 & #26 Renovations
- JP Shawver Park Improvements
- Mexican American Cultural Center
- Pat O'Rourke Recreation Center
- Stiles Park Improvements
- Tom Lea Lower Dog Park
- Training & Instructional Multipurpose Center Pool
- Washington Park Improvements

\*\*Refer to page 4 for additional completed projects





# FEDERAL AND STATE GRANTS

## VISION BLOCKS\*

### RECREATIONAL, CULTURAL & EDUCATIONAL OPPORTUNITIES

- Libraries
- Museums And Cultural Affairs
- Parks And Recreation

### HIGH PERFORMING GOVERNMENT

- City Clerk
- Information Technology

### VIBRANT REGIONAL ECONOMY

- Airport
- Economic Development
- Metropolitan Planning Organization (MPO)

### SAFE & BEAUTIFUL NEIGHBORHOODS

- Capital Improvement
- Community and Human Development
- El Paso Water Utilities (EPWU)
- Environmental Services
- Fire
- Mass Transit
- Police
- Public Health
- Streets and Maintenance

*\*Departments included in vision blocks are only those with grant expenditures in FY23. MPO and EPWU are not departments of the City as they are component units.*

## WHY THE DIFFERENCE?

Most of the decrease in federal grant expenditures can be attributed to the \$16.2 million in Emergency Rental Assistance funds being utilized in fiscal year 2022 as opposed to the \$170 thousand expended in fiscal year 2023. The largest increase in federal grant expenditures can be attributed to the \$9.8 million in Capital Projects for the El Paso International Airport as many of these projects have moved from the design phase to the construction phase. The major increase in state grant expenditures was mostly due to additional funds for the Police Department. Grant funds were used for the purchase of body worn cameras and expansion projects.

## Federal Grant Expenditures

Fiscal Year 2022 Total Amount: **\$149,819,695**

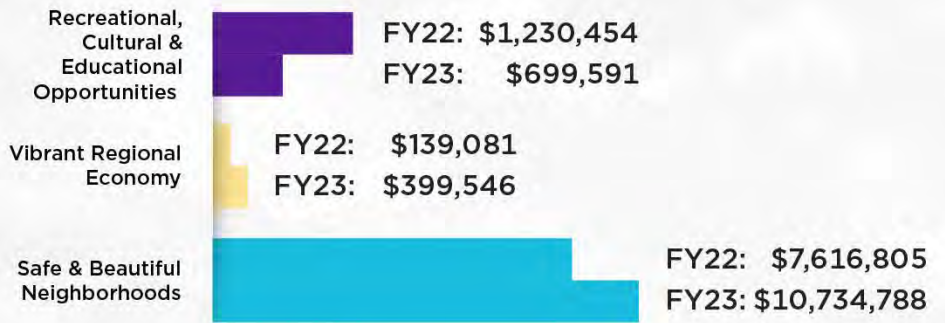
Fiscal Year 2023 Total Amount: **\$138,341,041**



## State Grant Expenditures

Fiscal Year 2022 Total Amount: **\$8,986,340**

Fiscal Year 2023 Total Amount: **\$11,833,925**



## HOW DO GRANTS HELP?

Grant funds are extremely important as these funds are utilized to pay for City programs and projects that might otherwise go unfunded. The City receives entitlement grants, which the City qualifies for, on an annual basis. City departments also apply for various grants each year. After being awarded and meeting certain requirements, departments are able to charge expenditures to the grant.

Grant funding assists the City in keeping tax rates low while enhancing the quality of life for its citizens. Each department within the City, receiving these grants, has a grants management team that ensures funding is being used efficiently and appropriately.



# MIGRANT RELATED FUNDING

The City experienced an increase in migrant activity during fiscal year 2023. In response, the federal government has been assisting border cities with Federal Emergency Management Agency (FEMA) funding to provide humanitarian services to individuals and families arriving at the southern border. The situation is dynamic, with people from all over the world crossing the U.S.-Mexico border. The City is assisting migrants with food, shelter, and travel arrangements to destination cities of their choice so they can unite with their sponsors, friends, and/or family. The City of El Paso is utilizing advanced federal funding provided through FEMA's emergency food and shelter grant. We work closely with our federal and state delegates, FEMA, the White House, U.S. Customs and Border Protection (CBP), and Department of Homeland Security (DHS) to secure funding for the migrant crisis.

Funding	Reimbursed	Advanced	Grand Total
FY23:	\$4,703,919	\$35,115,851	\$39,819,770
FY22:	258,490	-	258,490
Total	\$4,962,409	\$35,115,851	\$40,078,260

## Remaining Balance

For use through April 2024	
FY23:	\$26,126,274
FY22:	-
Total	\$26,126,274

Expenditures	Reimbursed	Advanced	Grand Total
FY23:	\$4,703,919	\$8,989,577	\$13,693,496
FY22:	258,490	-	258,490
Total	\$4,962,409	\$8,989,577	\$13,951,986

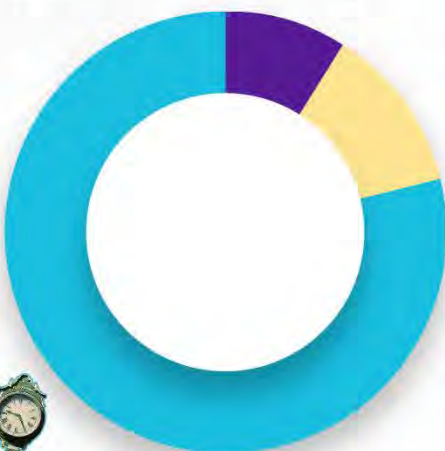
## Migrants Served

FY23:	141,421
FY22:	17,208
Total	158,629

# COVID-19 RELATED FUNDING

In fiscal year 2023, the City utilized \$22.8 million of the Coronavirus State & Local Fiscal Recovery Funds (CSLFRF). This brings the total funds spent to \$60.8 million. In fiscal year 2022, the City Council approved a plan for distributing \$154.3 million of the CSLFRF as follows: Community Response and Recovery Programs \$12 million, Economic Response and Recovery Programs \$14.0 million and Public Health and Safety Response and Recovery \$128.3 million. A balance of \$93.5 million remains to be used through December 2026.

## Coronavirus State and Local Fiscal Recovery Fund (Approved Funding)



- Community Response and Recovery  
**\$12 million**
- Economic Response and Recovery  
**\$14 million**
- Public Health and Safety Response and Recovery  
**\$128.3 million**

**Total \$154.3 million**

## Coronavirus State and Local Fiscal Recovery Fund

Spent in Fiscal Year 2021  
**\$14,841,060**

Spent in Fiscal Year 2022  
**\$23,049,842**

Spent in Fiscal Year 2023  
**\$22,868,506**

For use through December 2026  
**\$93,585,727**

Total  
**\$154,345,135**



# CITYWIDE ACHIEVEMENTS



## High Performing Government

YEAR	ACHIEVEMENT	ORGANIZATION
2023	Leading the Way Platinum - Level Aetna Workplace Wellbeing Award	Aetna
2023	Distinguished Budget Presentation Award	Government Finance Officers Association
2022	Certificate of Achievement for Excellence in Financial Reporting	Government Finance Officers Association
2022	Outstanding Achievement in Popular Annual Financial Reporting	Government Finance Officers Association

## Safe and Beautiful Neighborhoods

YEAR	ACHIEVEMENT	ORGANIZATION
2023	Great American Defense Community	Associations of Defense Communities
2023	Silver Level Healthy Community Award	Texas Department of State Health Services (DSHS)
2023	Top 100 Best Fleets in North America	Government Fleet Magazine



## Recreational, Cultural and Educational Opportunities

YEAR	ACHIEVEMENT	ORGANIZATION
2023	Top 100 Public Art Pieces - Oasis Sombrio	CODAworx
2023	Gold-Level Media Innovation and Excellence Award	Texas Association of Museums



# HISTORIC MOMENTS IN EL PASO

The City of El Paso turned 150 years old in 2023, and various events were hosted throughout the community to celebrate the milestone. Together we honored the past, celebrated the present, and began forging a future that continues to embody the spirit of El Paso!

**1873**

The City of El Paso was officially incorporated by The Texas Legislature in May 1873. The main priority of the newly established city was to make sure people secured their horses.



**1928**

El Paso Municipal Airport opened in September 1928. Charles A. Lindbergh's visit to El Paso prompted its construction.



**1987**

Sun City Area Transit was renamed Sun Metro in 1987. Sun Metro provides a variety of public transportation in El Paso including standard, BRIO RTS, streetcar, and Living Independently Facilitated by Transportation (LIFT) paratransit services.



**2023**

The City of El Paso celebrates its 150th birthday in May 2023. Happy birthday El Paso!



**1902**

The first electric-powered streetcar was built in 1902 and served Downtown El Paso. The streetcar ceased operations in 1947. Funded by state incentives, the streetcar returned in 2017 and provides services in Uptown and Downtown El Paso.



**1930**

The Plaza Theatre was opened in September 1930 and was dubbed the "Showplace of the Southwest." The theatre was designed on the Spanish hacienda architectural style.



**2006**

The renovated Plaza Theatre was reopened in March 2006. The first act to grace the stage was Riverdance, which sold-out multiple performances. The Plaza hosts a variety of entertainment offerings throughout the year including music, comedy, and theatre performances and productions.



Scan to  
Learn More  
El Paso 150th





# EL PASO 150 SESQUICENTENNIAL CELEBRATION

“  
I may leave town for a while, but I  
always come back home.  
- *Anonymous*”



“  
The mountains. The people. The  
sunsets. The culture. El Paso is  
magical. A more perfect home I  
could not ask for.  
- *Carolina Caballero*”



“  
Happy 150th El Paso! :D  
- *Perla*”

“  
Happy 150 El Paso! Your story is  
rich and it is where mine began. I  
was born here, received a degree,  
fell in love, had my children,  
bought my home, made  
memories with family and friends.  
And the FOOD you offer...WOW!  
The love I have for you is  
immeasurable. Cheers to the next  
150! ❤️  
- *Claudia*”



“  
You don't know appreciation for  
your city until you move away for  
3 years. You miss the friendliness  
of the people, the food, the  
culture, the scenery, the history. El  
Paso is and will always be my  
home. Born and raised.  
- *R Lorena Martinez*”

“  
Feliz 150 aniversario!. Celebramos  
tu rica historia y belleza única, tu  
espíritu acogedor y la diversidad  
cultural que te distingue. Que tu  
futuro sea tan vibrante y resis-  
tente como tus montañas, y que  
tu amor y hospitalidad sigan  
creciendo con cada nuevo  
amanecer.  
- *Caro*”





# OUR COMMITMENT

## OUR MISSION


DELIVER EXCEPTIONAL SERVICES TO SUPPORT A HIGH QUALITY OF LIFE AND PLACE FOR OUR COMMUNITY

## OUR VISION

DEVELOP A VIBRANT REGIONAL ECONOMY, SAFE AND BEAUTIFUL NEIGHBORHOODS AND EXCEPTIONAL RECREATIONAL, CULTURAL AND EDUCATIONAL OPPORTUNITIES POWERED BY A HIGH PERFORMING GOVERNMENT

## OUR VALUES

INTEGRITY, RESPECT, EXCELLENCE, ACCOUNTABILITY, PEOPLE







POPULAR ANNUAL  
**FINANCIAL  
REPORT**



[www.ElPasoTexas.gov](http://www.ElPasoTexas.gov)